

## Description

The H25ICAT recessed housing is designed for residential and light commercial applications. The H25ICAT is designed for use in shallow ceilings and features full-frame robust construction, feed through listing, Got Nail! bar hangers; and may support the use of higher wattage lamps. The wide variety of trims available allows a number of different lighting effects to be created with one basic housing. The H25ICAT is designed for use in shallow insulated ceilings and may be in direct contact with insulation\*.

May be retrofit with compatible Halo LED lighting systems.

Catalog #		Type
Project		
Comments		Date
Prepared by		

## Specification Features

### Housing

- Single wall aluminum housing
- Sealed and gasketed for Air-Tite™ ready installation
- Designed for insulated ceilings in direct contact with insulation\* (May also be installed in non-insulated ceilings)
- Housing adjusts in plaster frame to accommodate up to 1-3/8" ceiling thickness

### Socket Plate

- Rigid socket plate adjusts and locks without tools for various lamp sizes
- Socket plate and bracket may be removed when using socket supporting trims

### Plaster Frame

- Galvanized steel construction
- The housing can be removed from plaster frame to provide access to the junction box
- Plaster frame features include:
  - Regressed locking screw positioned for securing hanger bars from below the ceiling
  - Cutouts for easily crimping hanger bars in position
  - Halo name embossed on plaster frame
  - Pre-installed Air-Tite ready ceiling contact gasket

### Got Nail!™ Bar Hanger Bracket

Bar Hanger Features include:

- Pre-installed nail easily installs installs in regular lumber, engineered lumber and laminated beams
- Safety and guidance system prevents snagging, ensures smooth straight nail penetration and allows bar hangers to be easily removed if necessary
- Automatic leveling flange aligns the housing and lets you hold the housing in place with one hand while driving nails
- Five additional mounting points

- Mounting point on top for hanger wire connection
- Integral T-bar clips snaps onto T-bars - no additional clips required

### q-Channel bars with Pass-N-Thru™

- q-Channel bars feature an unique inverted "q" interlocking channel for rigidity and stability
- Pass-N-Thru™ feature allows bars to cross-over for tool-less shortening in tight spaces less than 12" without removing from the plaster frame. Push bars together and flex at score hole break points
- Housing can be positioned at any point within 24" joist span
- Bar hangers may be repositioned 90° on the frame

### Slide-N-Side™ Junction Box

Junction box features include:

- Slide-N-Side™ connectors allow non-metallic sheathed cable for both U.S. and Canada to be installed without tools and without removing knockouts
- Allows wiring connections to be made outside the junction box
- Simply insert the cable directly into the trap after connections are made
- accommodates the following standard non-metallic sheathed cable types:
  - (US) #14/2, #14/3, #12/2, #12/3
  - (Canada) #14/2, #14/3, #12/2
- Positioned to accommodate straight conduit runs
- Seven 1/2" trade size conduit knockouts with true pry-out slots
- cULus Listed 26 in3 box volume
- Listed for through branch (8) No. 12 AWG branch circuit 90° C conductors through the box

### Quick Connect™

- Three 4-port push-in "Quick Connect" wire nuts included in junction box
- Speed installation and increase reliability
- No additional wire nuts required
- Simply strip and insert supply wires

### Socket:

- Porcelain socket with nickel plated brass screw shell
- Snaps into trim for consistent lamp positioning
- Overspray protector included

### Thermal Protector:

Self resetting thermal protector deactivates fixture if overheating occurs due to improper lamping or misapplied insulation

### Trims:

Halo Fit-All concept offers multiple trim options in a variety of design styles, and functional beam distributions to control beam angle and lumen delivery in accommodating various lamp types including Halogen, CFL and LED

### Compliance

- cULus Listed 1598 luminaire
- cULus Listed damp location
- cULus Listed for wet location, covered ceiling, with select trims
- cULus Listed for feed through
- cULus Listed for direct contact with insulation and combustible material\*
- Air-Tite code compliant. Certified under ASTM E283; not exceeding 2.0 cfm (0.944 L/s) air leakage rate tested at a 1.57 psf (75 Pa) pressure differential
- RoHS compliant

\*Not to be used in direct contact with spray foam insulation (Consult NEMA LSD57-2013)



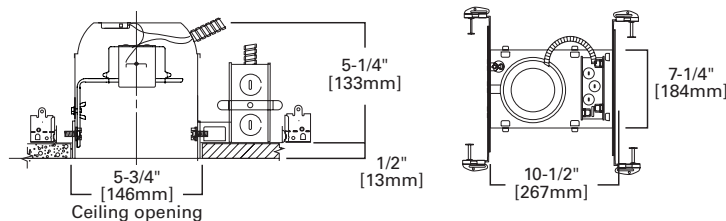
## H25ICAT

**5" IC, Shallow  
New Construction  
Housing, 120V**

**FOR USE IN INSULATED  
CEILINGS**

**FOR DIRECT CONTACT  
WITH INSULATION\***

## Dimensions



## Special Features

Got Nail!™ bar hangers  
q-Channel bars with Pass-N-Thru™  
Slide-N-Side™ junction box  
Quick Connect™ push wire nuts  
Air-Tite™ code compliant

## Ordering Information

**Sample Number:** H25ICAT 5110WB

Order housing, trim and lamp (by others) separately for a complete luminaire.

## Housing

**H25ICAT** = 5" IC, Air-Tite, Shallow New Construction Housing, 120V

## Trims

### Reflectors



#### **5107 Specular Reflector, Self-flange**

OD: 6-5/8" [168mm]

**5107SC**=Specular Reflector, White Self-flange



#### **5121 Shallow Full Cone Reflector, Self-flange**

OD: 6-5/8" [168mm]

**5121WH**=White Reflector, White Oversized Self-flange

### Baffles



#### **5104 Shallow Metal Baffle, Self-flange**

OD: 6-5/8" [168mm]

**5104P**=White Baffle, White Trim

**5104MB**=Black Baffle, White Trim




#### **5102 Tapered Metal Baffle, Self-flange**

OD: 6-5/8" [168mm]

**5102WB**=White Baffle, White Self-flange

**5102BB**=Black Baffle, White Self-flange



#### **5109 Coilex® Tapered Baffle, Self-flange**

OD: 6-5/8" [168mm]

**5109WB**=White Plastic Straight Coilex Baffle, White Self-flange

**5109BB**=Black Plastic Straight Coilex Baffle, White Self-flange

**5109BKBB**=Black Plastic Straight Coilex Baffle, Black Self-flange




#### **5110 Perftex™ Baffle, Self-flange**

OD: 6-5/8" [168mm]

**5110WB**=White Perftex Baffle, White Self-flange

**5110WB**=Black Perftex Baffle, White Self-flange

**5110BKBB**=Black Perftex Baffle, Black Self-flange



#### **5126 Shallow Full Cone Baffle, Self-flanged**

OD: 6-5/8" [168mm]

**5126WB**=White Baffle & Self-flanged

**5126BB**=Black Baffle & White Self-flanged

### Adjustable - Eyeballs & Gimbals



#### **5060 Adjustable Gimbal 20° Tilt, Self-flange**

OD: 6-3/8" [162mm]

**5060P**=White Gimbal, White Trim



#### **5070 Adjustable Eyeball 30° Tilt, Self-flange**

OD: 6-3/8" [162mm]

**5070P**=White Eyeball, White Trim

**5070SN**=Satin Nickel Eyeball, Satin Nickel Trim

**5070TBZ**=Tuscan Bronze Eyeball, Tuscan Bronze Trim



#### **5071 Adjustable Eyeball 30° Tilt, Self-flange**

OD: 6-1/2" [165mm]

**5071P**=White Eyeball, White Trim



#### **5130 Eyeball 35° Tilt, Self-flange**

OD: 6-5/8" [168mm]

**5130WH**=White Eyeball, White Trim



#### **5135 Eyeball 35° Tilt, Self-flange**

OD: 6-5/8" [168mm]

**5135WH**=White Eyeball, White Trim, Self-flanged



#### **5165 Gimbal 35° Tilt, Self-flange**

OD: 6-5/8" [168mm]

**5165WH**=White Gimbal, White Trim

**5165BK**=Black Gimbal, Black Trim

**5165SN**=Satin Nickel Gimbal, Satin Nickel Trim

**5165TBZ**=Tuscan Bronze Gimbal, Tuscan Bronze Trim

### Lenses & Wet Location Showerlights



#### **5054 Frosted Glass Dome Lens - Showerlight**

OD: 6-3/8" [162mm]

**5054PS**=Frosted Glass Dome Lens, White Trim

**5054SNS**=Frosted Glass Dome Lens, Satin Nickel Trim

**5054TBZS**=Frosted Glass Dome Lens, Tuscan Bronze Trim



#### **5150 Low Profile, Frosted Dome Glass Lens, Self-flange - Showerlight**

OD: 6-5/8" [168mm]

**5150WH**=Frost Dome Glass Lens with Reflector, White Plastic Self-flange

**5150SN**=Frost Dome Glass Lens with Reflector, Satin Nickel Plastic Self-flange

**5150TBZ**=Frost Dome Glass Lens with Reflector, Tuscan Bronze Plastic Self-flange



#### **5162 Drop Opal Plastic Lens, Self-flange**

OD: 6-5/8" [168mm]

**5162WH**=Drop Opal Plastic Lens with Reflector, White Plastic Self-flange



#### **5145 Open Wet Location, Shallow Reflector, Self-flange - Showerlight \***

OD: 6-5/8" [168mm]

**5145WH**=White Self-flanged

**5145SN**=Satin Nickel Self-Flanged

**5145TBZ**=Tuscan Bronze Self-Flanged

### Open, Splay & Wall Wash



#### **5000 PAR Metal Splay, Self-flange**

OD: 6-3/8" [162mm]

**5000P**=White Splay, White Trim

**5000SN**=Satin Nickel Splay, Satin Nickel Trim

**5000TBZ**=Tuscan Bronze Splay, Tuscan Bronze Trim



#### **5175 Open, Self-flange**

OD: 6-5/8" [168mm]

**5175WH**=White Self-flange

**5175SN**=Satin Nickel Self-flange

**5175TBZ**=Tuscan Bronze Self-flange



#### **5176 Open, Self-flange**

OD: 6-5/8" [168mm]

**5176WH**=White Self-flange

**5176SN**=Satin Nickel Self-flange

**5176TBZ**=Tuscan Bronze Self-flange



#### **5185 Open Splay, Self-flange**

OD: 6-5/8" [168mm]

**5185WH**=White Self-flange

**5185SN**=Satin Nickel Self-flange

**5185TBZ**=Tuscan Bronze Self-flange



#### **5186 Open Splay, Self-flange**

OD: 6-5/8" [168mm]

**5186WH**=White Self-flange

**5186SN**=Satin Nickel Self-flange

**5186TBZ**=Tuscan Bronze Self-flange

### Accessory

**GA-ATH5-6PK**=T6-Pack AIR-TITE Ceiling aperture gaskets. Seals gaps around ceiling cut out.

\*Outdoor rated lamp only (purchase separately)