

WLS27 LED Strip Light - PWM Dimmable



Datasheet

For complete technical information about this product, including installation instructions, application requirements and guidelines, EU Declaration of Conformity, technical specifications, and accessories, see www.bannerengineering.com and search for 186597.



For PWM dimming, use with the LC65 Dimmer Module. For more information, refer to the LC65 LED Dimmer Module datasheet, p/n [177086](#).

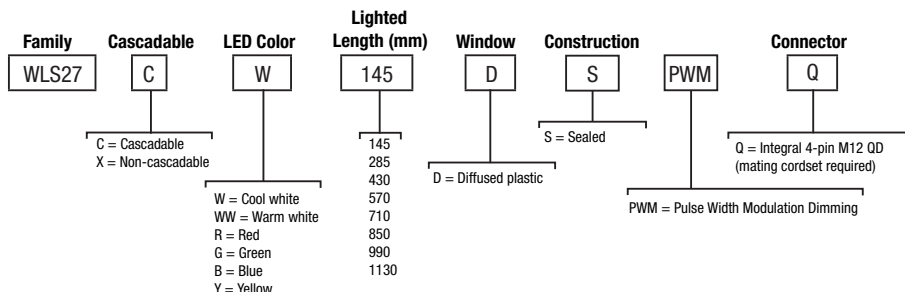


Important: Lea el siguiente instructivo antes de operar el luminario. Por favor descargue desde www.bannerengineering.com toda la documentación técnica de los WLS27 LED Strip Light, disponibles en múltiples idiomas, para detalles del uso adecuado, aplicaciones, advertencias, y las instrucciones de instalación de estos dispositivos.



Important: Lisez les instructions suivantes avant d'utiliser le luminaire. Veuillez télécharger la documentation technique complète des WLS27 LED Strip Light sur notre site www.bannerengineering.com pour les détails sur leur utilisation correcte, les applications, les notes de sécurité et les instructions de montage.

Models



Specifications

Operating Voltage

12 V dc to 30 V dc
Use only with a suitable Class 2 power supply (UL) or SELV power supply (CE)
See electrical characteristics on product label.

Pulse Width Modulation (PWM)

Frequency: Up to 1000 Hz
Voltage: 8 to 30 V dc
Current: 4 mA max. per foot

Supply Protection Circuitry

Protected against reverse polarity and transient voltages

Construction

Clear anodized aluminum housing; FDA -grade copolyester outer housing

Mounting

Bracket LMBWLS27EC included (2 for lights up to 570 mm or 3 for lights 710 mm and longer)

Connections

Integral 4-pin M12/Euro-style male quick disconnect (4-pin connecting cordset required)

Storage Temperature

-40 °C to +70 °C (-40 °F to +158 °F)

Operating Temperature

-40 °C to +70 °C (-40 °F to +158 °F)
Light output begins to decrease above 50 °C (122 °F) and will be approximately 65% of max intensity at 60 °C (140 °F) and 30% of max intensity at 70 °C (158 °F)

Application Note

When connecting cascable lights in series it is important not to exceed maximum current limitations:

Maximum length of light at 12 V dc: 1.4 m (4.6 ft)

Maximum length of light at 24 V dc: 3.0 m (9.8 ft)

Maximum length of light at 30 V dc: 3.1 m (10.2 ft)

At 50% intensity, double the lengths



Note: Do not spray cable with high-pressure sprayer, or cable damage will result.

Environmental Rating

Rated IEC IP66, IEC IP67, and IP69K per DIN 40050-9

Vibration and Mechanical Shock

Vibration 10-55 Hz 1.0 mm p-p amplitude per IEC 60068-2-6

Shock 15G 11 ms duration, half sine wave per IEC 60068-2-27

Certifications



Light Length	Typical Current			Max. Current
	12 V dc	24 V dc	30 V dc	A
145 mm	0.33 A	0.15 A	0.12 A	0.4
285 mm	0.66 A	0.30 A	0.24 A	0.8
430 mm	1.01 A	0.46 A	0.36 A	1.2
570 mm	1.36 A	0.61 A	0.48 A	1.6
710 mm	1.75 A	0.77 A	0.60 A	2.0
850 mm	2.13 A	0.92 A	0.73 A	2.4
990 mm	2.59 A	1.08 A	0.85 A	2.8
1130 mm	3.04 A	1.24 A	0.97 A	3.2

Dimensions

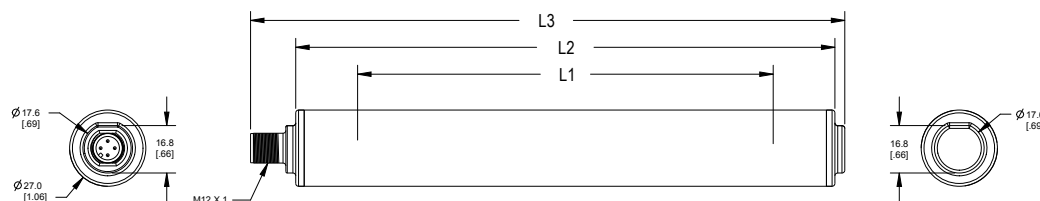


Figure 1. Quick Disconnect Models

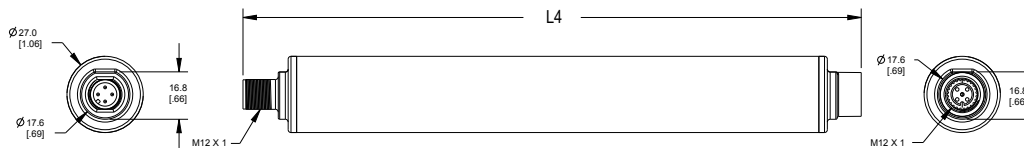


Figure 2. Cascade Models

Models	L1	L2	L3	L4
WLS27..145..	145 mm (5.7 in)	189 mm (7.4 in)	208.5 mm (8.2 in)	217 mm (8.5 in)
WLS27..285..	286 mm (11.3 in)	330 (13 in)	349.5 mm (13.8 in)	358 mm (14.1 in)
WLS27..430..	427 mm (16.8 in)	471 mm (18.5 in)	490.5 mm (13.3 in)	499 mm (19.6 in)
WLS27..570..	569 mm (22.4 in)	612 mm (24.1 in)	631.5 mm (24.9 in)	640 mm (25.2 in)
WLS27..710..	708 mm (27.9 in)	752 mm (29.6 in)	771.5 mm (30.4 in)	780 mm (30.7 in)
WLS27..850..	849 mm (33.4 in)	893 mm (35.2 in)	912.5 mm (35.9 in)	921 mm (36.2 in)
WLS27..990..	991 mm (39 in)	1035 mm (40.8 in)	1054.5 mm (41.5 in)	1063 mm (41.8 in)
WLS27..1130..	1120 mm (44.1 in)	1164 mm (45.8 in)	1183.5 mm (46.4 in)	1192 mm (46.9 in)

Wiring Diagram

Male	Female	Pin	Wire Color	Connection
		1	brown	12 V dc to 30 V dc
		3	blue	dc common
		4	black	Pulse width modulation (PWM) input. For maximum intensity, leave the black wire floating or connected to common. Connecting to 12 V dc to 30 V dc causes LEDs to shut off.
		2	white	Not used

Banner Engineering Corp. Limited Warranty

Banner Engineering Corp. warrants its products to be free from defects in material and workmanship for one year following the date of shipment. Banner Engineering Corp. will repair or replace, free of charge, any product of its manufacture which, at the time it is returned to the factory, is found to have been defective during the warranty period. This warranty does not cover damage or liability for misuse, abuse, or the improper application or installation of the Banner product.

THIS LIMITED WARRANTY IS EXCLUSIVE AND IN LIEU OF ALL OTHER WARRANTIES WHETHER EXPRESS OR IMPLIED (INCLUDING, WITHOUT LIMITATION, ANY WARRANTY OF MERCHANTABILITY OR FITNESS FOR A PARTICULAR PURPOSE), AND WHETHER ARISING UNDER COURSE OF PERFORMANCE, COURSE OF DEALING OR TRADE USAGE.

This Warranty is exclusive and limited to repair or, at the discretion of Banner Engineering Corp., replacement. **IN NO EVENT SHALL BANNER ENGINEERING CORP. BE LIABLE TO BUYER OR ANY OTHER PERSON OR ENTITY FOR ANY EXTRA COSTS, EXPENSES, LOSSES, LOSS OF PROFITS, OR ANY INCIDENTAL, CONSEQUENTIAL OR SPECIAL DAMAGES RESULTING FROM ANY PRODUCT DEFECT OR FROM THE USE OR INABILITY TO USE THE PRODUCT, WHETHER ARISING IN CONTRACT OR WARRANTY, STATUTE, TORT, STRICT LIABILITY, NEGLIGENCE, OR OTHERWISE.**

Banner Engineering Corp. reserves the right to change, modify or improve the design of the product without assuming any obligations or liabilities relating to any product previously manufactured by Banner Engineering Corp. Any misuse, abuse, or improper application or installation of this product or use of the product for personal protection applications when the product is identified as not intended for such purposes will void the product warranty. Any modifications to this product without prior express approval by Banner Engineering Corp will void the product warranties. All specifications published in this document are subject to change; Banner reserves the right to modify product specifications or update documentation at any time. Specifications and product information in English supersede that which is provided in any other language. For the most recent version of any documentation, refer to: www.bannerengineering.com.

For patent information, see www.bannerengineering.com/patents.

Mexican Importer

Banner Engineering de México, S. de R.L. de C.V.
David Alfaro Siqueiros 103 Piso 2 Valle oriente
San Pedro Garza García Nuevo León, C. P. 66269
81 8363.2714