

# A100P

Amp-Trap® Form 101

HIGH SPEED FUSES



A100P Amp-Trap® Form 101 high speed fuses are rated 1000V, extending the range of protection for UPS systems, AC and DC drives, reduced voltage motor starters and similar applications where lower I<sup>2</sup>t and superior reliability are needed. With ratings from 15 through 1000 amperes, a wide range of high voltage applications can be served.

### FEATURES/BENEFITS:

- Low I<sup>2</sup>t minimizes damage to protected components on short circuit
- Controlled arc voltage reduces stress to circuit components during fuse clearing
- Wide range of ampere ratings

Catalog Numbering System					
A	100	P	80	- 4	TI
Amp-Trap® Fuse	Rated Volts - 1000	Style	Amperes*	Mounting Types*	Integral Blown-Fuse Indicator  Trigger Indicator: TI
				Ferrule: 1 Blades, bolt-in: 4	

\* For ampere ratings and styles not listed, call Technical Services at 978-465-4853.

### RATINGS

- **Volts:** 1000VAC, 750VDC
- **Amps:** 15 to 1000A
- **I.R.:** 100kA I.R.
- **LR:** 25ms

### HIGHLIGHTS:

- Fast acting
- Current limiting
- Low I<sup>2</sup>t
- Optional trigger indicator

### APPLICATIONS:

- Protection of UPS systems AC/DC drives, reduced voltage motor starters and other 1000V or less semiconductor devices

### APPROVALS:

- UL recognized component File E60314
- AC: UL guide no. JFHR2 (35-600A)
- DC: self-certified



### SINGLE POLE FUSE BLOCKS FOR A100P FUSES

Fuse Ampere Rating	Catalog No.	
35-100	P266G	
125-400	P266L	

Mersen products have been designed by Mersen for a range of specific applications to be operated depending on particular specification and conditions. Mersen makes no representation or/warranty, and waives any liability, either express or implied for products' reliability and life time or technical performance in case Mersen has not been provided with customer's specifications or if the products are not purchased directly from Mersen or its distributors and/or agents.

CATALOG NUMBERS (AMPS)

Catalog No.	Dimen. Fig.	Catalog No.	Dimen. Fig.	Catalog No.	Dimen. Fig.	Catalog No.	Dimen. Fig.
A100P15-1	1	A100P70-4TI	2	A100P200-4TI	2	A100P500-4TI	3
A100P20-1	1	A100P80-4	2	A100P225-4	2	A100P600-4	3
A100P25-1	1	A100P80-4TI	2	A100P250-4	2	A100P600-4TI	3
A100P30-1	1	A100P100-4	2	A100P300-4	2	A100P650-4	4
A100P35-4	2	A100P100-4TI	2	A100P300-4TI	2	A100P700-4	4
A100P40-4	2	A100P125-4	2	A100P350-4	2	A100P800-4	4
A100P50-4	2	A100P125-4TI	2	A100P350-4TI	2	A100P800-4TI	4
A100P50-4TI	2	A100P150-4	2	A100P400-4	2	A100P1000-4	5
A100P60-4	2	A100P150-4TI	2	A100P400-4TI	2		
A100P60-4TI	2	A100P200-4	2	A100P500-4	3		

\*For ampere ratings and styles not listed, call Technical Services at 978-465-4853.

DIMENSIONS

Outline Ref.	Mounting Type	Fig.	Dimensions - Inches (mm)									
			A	B	C	D	E	F	G	H	J	
A100P15 to 30	1	1	2.63	0.56	-	-	-	-	-	-	-	-
			(66.8)	(14.2)	-	-	-	-	-	-	-	-
A100P35 to 60	4, 4TI	2	5.00	1.00	3.50	4.31	4.19	0.31	0.75	0.13	-	
			(127)	(25.4)	(88.9)	(109)	(106)	(7.9)	(19.1)	(3.3)	-	
A100P65 to 100	4, 4TI	2	5.00	1.22	3.50	4.31	4.19	0.31	1.00	0.19	-	
			(127)	(31.0)	(88.9)	(109)	(106)	(7.9)	(25.4)	(4.8)	-	
A100P125 to 200	4, 4TI	2	5.72	1.50	3.47	4.78	4.16	0.41	1.00	0.25	-	
			(145)	(38.1)	(88.1)	(121)	(106)	(10.4)	(25.4)	(6.4)	-	
A100P225 to 400	4, 4TI	2	5.72	2.00	3.47	4.78	4.16	0.41	1.50	0.25	-	
			(145)	(50.8)	(88.1)	(121)	(106)	(10.4)	(38.1)	(6.4)	-	
A100P500 to 600	4, 4TI	3	7.72	2.50	3.47	5.88	5.56	0.53	2.00	0.38	-	
			(196)	(63.5)	(88.1)	(149)	(141)	(13.5)	(50.8)	(9.7)	-	
A100P650 to 800	4, 4TI	4	7.44	2.88	3.94	5.94	-	0.63	2.00	0.38	-	
			(189)	(73.2)	(100)	(151)	-	(16.0)	(50.8)	(9.7)	-	
A100P1000	4	5	8.22	3.38	4.47	6.59	5.84	0.63	2.75	0.50	1.38	
			(209)	(85.9)	(114)	(167)	(148)	(16.0)	(69.9)	(12.7)	(35.1)	

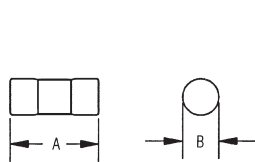


Figure 1

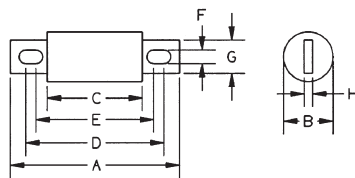


Figure 2

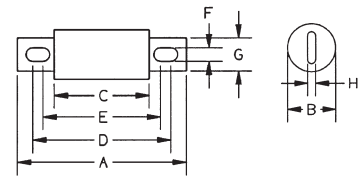


Figure 3

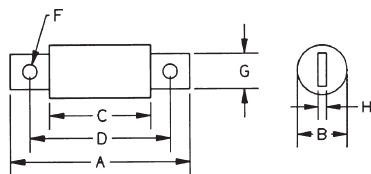


Figure 4

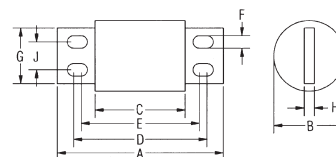


Figure 5