

B921C Two-line Capacitive Keypad with Inputs (SDI2)

www.boschsecurity.com



BOSCH
Invented for life



- ▶ 2-line LCD display with up to 32 character point, user, and area names
- ▶ Capacitive touch keys clean easily and are more resistant to wear than traditional mechanical buttons
- ▶ Situation sensitive on-screen help makes system operation simple and easy
- ▶ Highly visible on (arm)/alarm, ready to turn on (arm), power, trouble, and gas alarm indicators
- ▶ Four inputs provide simple, lower-cost point expansion

- Audible tones from the keypad sounder alert personnel to fire events and assist fire fighters in locating the keypad.

The B921C keypad is an SDI2 bus compatible device. The keypad features capacitive touch keys, instead of the mechanical buttons found on most keypads. With a smooth, sleek surface, the keypad is easy to clean, and fits with any modern decor. The keypad has user adjustable options such as volume and brightness. The keypad has three programmable emergency keys, and four inputs. The keypad also shows two-line system messages for all areas.

System overview

- For commercial use, install the keypad in building entrances and areas with unrestricted access. Mounting a keypad near exterior doors in hotel or business lobbies allows people to identify the type and location of the emergency.
- For residential use, install the keypad near the front and rear entrances to the home. Install additional keypads in a kitchen or in a bedroom.
- Use multiple keypads in a large building with many separate areas of security. Program multiple keypads to control multiple areas.

Functions

LCD display

The keypad uses words, numbers, and symbols to show the status of the security system. When several events occur, the keypad shows each event in order of priority.

Keys

Each keypad has 10 number keys, 7 function keys, and 6 navigation keys. When pressed, keys turn on keypad backlighting and emit the keypress tone (short beep). The function keys include programmable function keys and keys to initiate arming and bypassing with one keypress.






Audible tones

The keypad has a built-in speaker that produces several distinct warning tones. The tones are differentiated so that the user can recognize an event

simply by hearing its associated tone. The keypad backlight illuminates when it emits an audible tone. Users can use a passcode to silence the tone.

Status indicators

The status indicators on the keypad provide a quick visual reference for system status.

	The indicator lights when the system is ready to turn on (arm).
	The indicator lights when the system is on (armed).
	The indicator lights when there is a trouble condition.
	The indicator lights when dangerous gases are present including carbon monoxide (NFPA 720).
	The indicator lights when the system has power.

Certifications and approvals

Region	Certification	
USA	UL	UL 365 - Police Station Connected Burglar Alarm Units
	UL	UL 609 - Standard for Local Burglar Alarm Units and Systems
	UL	UL 985 - Household Fire Warning System Units
	UL	UL 1023 - Household Burglar Alarm System Units
	UL	UL 1076 - Proprietary Burglar Alarm Units and Systems
	UL	UL 1610 - Central Station Burglar Alarm Units
	CSFM	see our website
Canada	ULC	CAN/ULC S545 - Residential Fire Warning System Control Units
	ULC	ULC-ORD C1076 - Proprietary Burglar Alarm Units and Systems
	IC	ICES-003 - Information Technology Equipment (ITE)

Installation/configuration notes

Mounting considerations

Mount in indoor, dry locations.

Power supply

A compatible control panel supplies the power and data requirements to the keypad through a four-wire connection.

Enclosure and wiring

The sliding self-locking enclosure has an integrated bubble level and custom gap-free, lift-gate style terminal blocks to make installation easier.

Compatible control panels

B9512G/B9512G-E

B8512G/B8512G-E

B6512

B5512/B5512E firmware v2.02 and higher

B4512/B4512E firmware v2.02 and higher

B3512/B3512E firmware v2.02 and higher

D9412GV4/D7412GV4 firmware v2.02 and higher

Parts included

Quant.	Component
1	Keypad
1	Hardware pack
4	1k Ω EOL Resistors
1	Installation Guide

Technical specifications

Properties

Dimensions	6.2 in x 4.7 in x 1 in (158 mm x 120 mm x 26 mm)
Weight	11.3 oz (0.32 kg)
Material	Acrylonitrile butadiene styrene (ABS) Poly(methyl methacrylate) (PMMA)
Display window	2 line display 18 characters per line
Indicators	Illuminated keys Status indicators Warning and indicating tones
Inputs	4 (four) 1k Ω supervised inputs

Environmental considerations

Relative humidity	5% to 93% at +32°C (+90°F) non-condensing
Temperature (operating)	0°C to +50°C (+32°F to +122°F)
Mounting considerations	Mount in dry indoor locations.

Power requirements

Current	Standby: 45 mA Alarm: 85 mA
Voltage (input)	12 VDC nominal

Wiring

Terminal wire size	12 AWG to 22 AWG (2.0 mm to 0.65 mm)
SDI2 wiring	Maximum distance – wire size (unshielded wire only): 1000 ft (305 m) – 22 AWG (0.65 mm)

Ordering information

B921C Two-line Capacitive Keypad with Inputs (SDI2)

Two-line alphanumeric keypad with inputs and capacitive touch keys in black.

Order number **B921C**

Accessories

B56 Keypad Surface Mount Box

Surface mount box for mounting a keypad to concrete or block.

Order number **B56**

B96 Keypad Trim Bezel

Cover the wall footprint of previous keypads when replacing them with the new, slim design of B Series keypads. The white trim bezel is 8.6 in x 6.3 in x 0.12 in (22 mm x 16 mm x 3 mm).

Order number **B96**

Represented by:

Europe, Middle East, Africa:
Bosch Security Systems B.V.
P.O. Box 80002
5600 JB Eindhoven, The Netherlands
Phone: + 31 40 2577 284
emea.securitysystems@bosch.com
emea.boschsecurity.com

Germany:
Bosch Sicherheitssysteme GmbH
Robert-Bosch-Ring 5
85630 Grasbrunn
Germany
www.boschsecurity.com

North America:
Bosch Security Systems, Inc.
130 Perinton Parkway
Fairport, New York, 14450, USA
Phone: +1 800 289 0096
Fax: +1 585 223 9180
onlinehelp@us.bosch.com
www.boschsecurity.us

Asia-Pacific:
Robert Bosch (SEA) Pte Ltd, Security Systems
11 Bishan Street 21
Singapore 573943
Phone: +65 6571 2808
Fax: +65 6571 2699
apr.securitysystems@bosch.com
www.boschsecurity.asia