

Wide Open Capability For Wide Open Spaces

Proof that bigger and better go hand in hand: Evolution Series 10" Poke-Thru Devices offer more capacity, flexibility and versatility than any other poke-thru device on the market. In offices, hospitals, government buildings, schools and universities – in all of the spaces where we live and work – clients are demanding more: more communications, more A/V and more power.

Featuring eight-gangs of capacity, redesigned and easier to use covers, recessed connections below floor level, and enough internal wiring capacity to eliminate the need for a junction box – Evolution Series 10" Poke-Thru Devices are ready to meet that increased demand.

The new Evolution™ Series 10" Poke-Thru Device features up to eight-gangs of capacity and is the largest capacity poke-thru device available.



FEATURES & BENEFITS

- **Largest capacity poke-thru devices on the market.** The 10AT Series is designed for a 10" (254mm) core hole and provides up to eight (8) gangs of power, communication, and/or A/V capability.
- **Internal wiring capacity.** Evolution Series 10" Poke-Thru Devices are the first in the industry with the capacity to accommodate wiring connections inside the unit, eliminating the need for an external junction box and making future moves, adds and changes faster and easier.
- **Recessed devices.** All power, communication, and A/V devices are recessed below floor level, providing maximum protection and device longevity.
- **"Step-on-it" installation.** Quick and easy installation without the need for additional fasteners or a second installer.
- **Die-cast aluminum cover assemblies.** All metal die-cast aluminum cover assemblies, with two spring-loaded slide egress doors.
- **Auto-close sliding egress doors.** Egress doors lock in position when open and automatically close around cables, reducing the egress opening to the smallest size possible.
- **Stronger hinge.** New design features an improved, stronger hinge with a more fluid opening and closing motion.
- **Multiple color options.** Offered in eight different colors: black, gray, brass, nickel, bronze, aluminum, satin chrome and satin brass.
- **TopGuard Protection.** All Evolution Series Poke-Thru Devices meet and exceed UL scrub water exclusion requirements for tile, carpet, and wood covered floors.
- **Meets ADA Accessibility Guidelines.** Trim flange is designed to meet the ADA Accessibility Guidelines as it pertains to ADA Standard 4.5 which addresses changes in floor and ground surface levels. The poke-thru trim flanges are beveled so the slope is no greater than 1:2 ratio.
- **Suitable for use in air handling spaces.** In accordance with Sec 300-22(C) of the National Electrical Code.
- **UL Listed and UL Fire Classified to U.S. and Canadian safety standards.** UL Fire rated for up to 2-hour rated floors maintains the fire classification of the floor.

For more information or to configure your own Evolution™ Series Poke-Thru Device, visit our online configurator at:
www.legrand.us/evolution.

Evolution Series 10" Poke-Thru Device Cabling Specifications

Copper Cross Section:

The copper cross-sectional area determines the amount of wire fill capacity in a poke-thru device. Unlike other wire and cable management systems that utilize wire fill capacity, a poke-thru device is UL tested under fire conditions to determine the maximum amount of copper conductors that will pass through a poke-thru device, while maintaining the fire-rating of the floor assembly. All Legrand Poke-Thru Devices are UL Classified to U.S. and Canadian safety standards.



10AT COPPER CROSS-SECTION

	OUTER CHANNELS	CENTER CHANNEL
Max Copper X-Section	0.0288 sq. in. (18.58mm ²)	0.0960 sq. in. (61.94 mm ²)
Max # Conductors	(5) 12 AWG	(29) 14 AWG

NOTE: When using conductor sizes other than listed above, the aggregate cross-sectional area of the copper conductors shall not exceed the cross-sectional areas listed.

Copper Cross Sectional Area of Commonly Used Conductors		
Size	Solid	
#24	.00032 sq. in.	(.206mm ²)
#23	.00040 sq. in.	(.258mm ²)
#22	.00050 sq. in.	(.322mm ²)
#14	.00323 sq. in.	(2.083mm ²)
#12	.00512 sq. in.	(3.303mm ²)
#10	.00815 sq. in.	(5.258mm ²)
# 8	.01296 sq. in.	(8.361mm ²)

NOTE: Use above values for solid or stranded conductors.

Evolution Series 10" Poke-Thru Device Flooring Specifications

10AT CORE HOLE SIZES

FLOOR TYPE	CORE SIZE (Min.)	CORE SIZE (Max.)
Covered Floors (Carpet, Tile or Wood)	10" (254mm)	10 1/8" (257mm)
Bare Concrete or Terrazzo	10" (254mm)	10 1/8" (257mm)

CAUTION: These devices are suitable for 1-, 1 1/2-, and 2-hour rated floor assemblies as described in the UL Fire Resistance directory for each service. These devices meet all UL scrub water requirements, but are not suitable for wet or damp locations, or other areas subject to saturation with water or other liquids, such as commercial kitchens.

Floor Coverings: The poke-thru device is fire rated for concrete floor coverings. For floor coverings greater than 1" (25mm), consult factory.

UL Certification: To view the UL certification, please visit www.UL.com/Database. Enter "Wiremold" as the company name and "CEYY" as the UL Category Code.

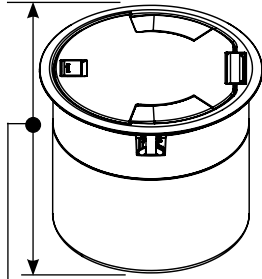
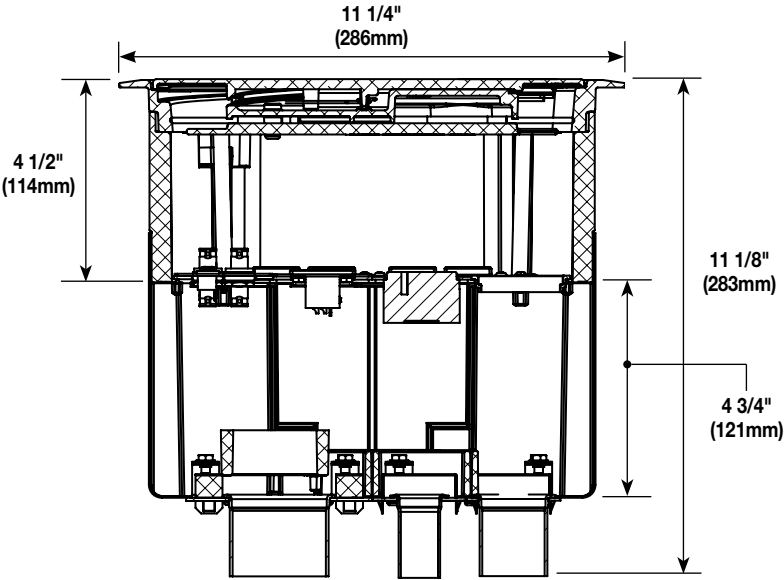
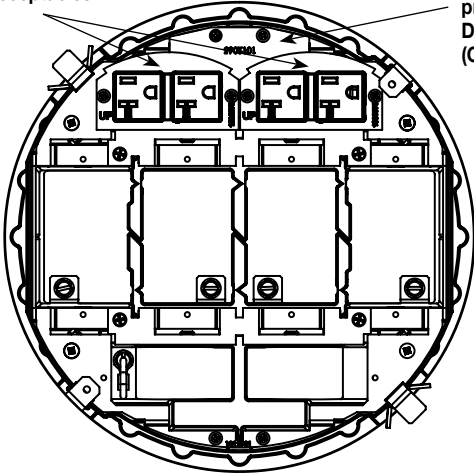
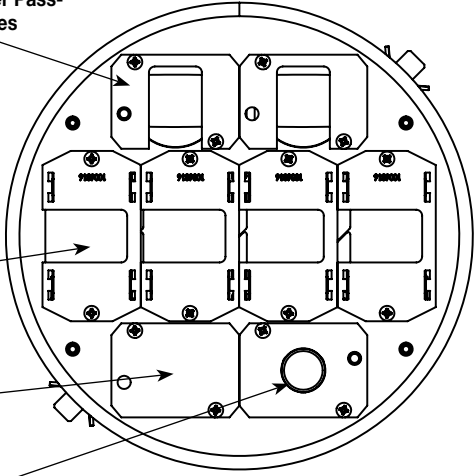
Poke-thru devices and abandonment fittings are for use with 1-, 1 1/2-, or 2-hour rated unprotected reinforced concrete floor and 1-, 1 1/2- or 2-hour rated floors employing unprotected steel floor units and concrete topping (D900-Series Designs), or concrete floors with suspended ceilings. (Fire resistive designs with suspended ceilings should have provisions for accessibility in the ceiling area below the poke-thru fittings).

The assembled Poke-Thru stem and service fitting or the abandonment fittings will not reduce the ratings of the floor assembly when the thickness and type of concrete (required for the specific rating) are within the specified limits and the fittings are installed as specified:

- Spacing** – Minimum of 2' (610mm) OC and not more than one unit per 65 square feet (6 square meters) of floor area in each span.
- Concrete** – Minimum thickness of structural concrete topping of 2 1/4" (57mm) over metal deck or a minimum 3" thick reinforced concrete slab. Unit weight of concrete to be 110 to 155 pcf.
- Installation** – Mounted in a 10" (254mm) diameter core drilled hole in concrete per installation instructions accompanying the fittings or abandonment fittings. For use with power circuits, data and/or telephone cables as tabulated below.

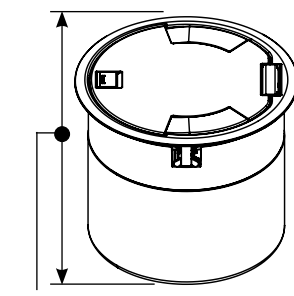
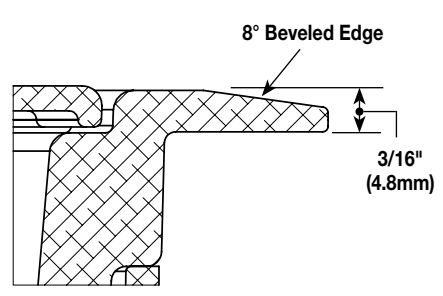
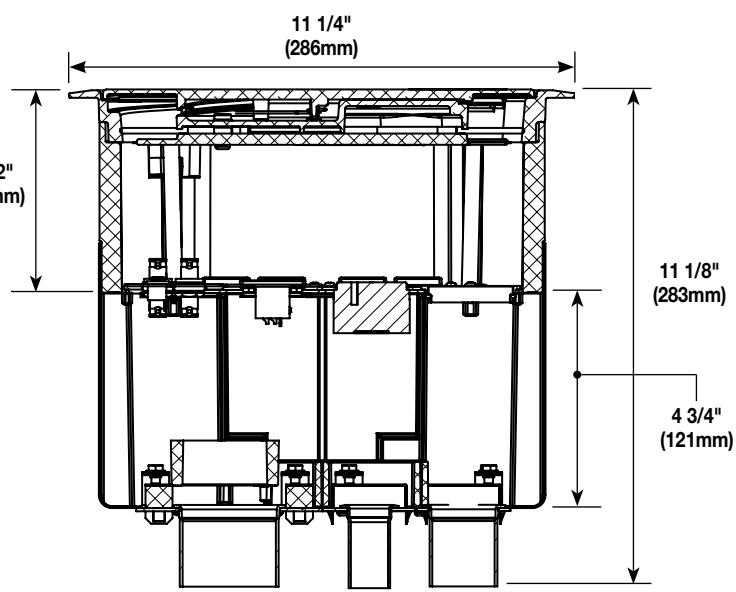
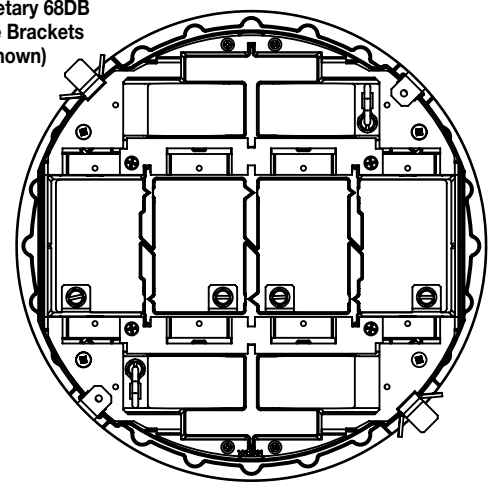
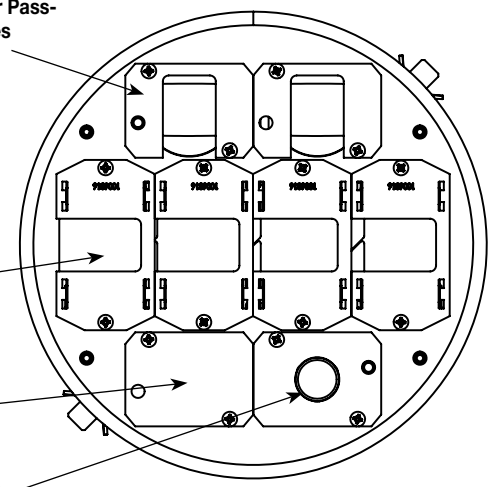
NOTE: The material that is used in Wiremold® poke-thru devices is not listed under the directory for Fire Stopping Material because the poke-thru device is UL Classified as "Outlet Boxes and Fittings Classified For Fire Resistance (CEYY)". The pass/fail criteria comes from UL263. The pass criteria is that the poke-thru unit cannot exceed 325° F. above ambient before the concrete slab (or deck) reaches this same temperature. Some poke-thru devices are tested for 2 hours while others are tested for 4 hours. The intumescent material has never been tested as a fire-stopping material as a stand-alone device. This material is designed to work as a unit with the entire poke-thru device.

Evolution Series 10" Poke-Thru Devices Ordering Information

Catalog No./Item	Description/Specifications
<div style="display: flex; align-items: flex-start;"> <div style="flex: 1;"> <p> 10ATCPBK 10ATCPGY 10ATCPBS 10ATCPNK 10ATCPBZ 10ATCPAL 10ATCPPB 10ATCPSC </p> </div> <div style="flex: 1;">  <p style="text-align: center;">11 1/8" (283mm)</p> </div> <div style="flex: 2;"> <p>Recessed Prewired Assembly With Surface Style Cover – For use with 10" (254mm) diameter hole. Cover and stem are pre-assembled together. All devices are recessed 4 1/2" (114mm) below the finished floor level. Unit ships complete with an all aluminum cover (assembled) designed to sit on top of finished floor surface (carpet, tile, wood, concrete or terrazzo). Covers are available in the following powder coated finishes: black (BK), gray (GY), nickel (NK), brass (BS) and aluminum (AL). The covers are also available in two plated finishes: brass (PB) and satin chrome (SC).</p> <p>Country of Origin: USA</p> </div> </div>	<div style="display: flex; align-items: center;"> <div style="flex: 1;"> <p>NOTE: UL Fire Classified for up to 2-hour rated floors.</p> <p>NOTE: Receptacles can be wired as a standard or isolated ground device.</p> </div> <div style="flex: 2;">  </div> </div>
<p>INSIDE VIEW</p> <p>Includes two (2) proprietary 20A duplex receptacles</p>  <p>Includes two (2) proprietary 68DB Device Brackets (Only one shown)</p>	<p>BOTTOM VIEW</p> <p>Includes two (2) 10PTHA Outer Pass-Through Plates</p> <p>Includes four (4) 1PTHA Center Pass-Through Plates</p> <p>Includes one 10BLH Outer Blank Plate</p> <p>Includes one 1075CHA Service Feed Plate</p> 

NOTE: For more information on Device Plates and Bottom Feed Plates and on the additional options available, see the Device Plates and Bottom Feed Plates sections found later in this document.

Evolution Series 10" Poke-Thru Devices Ordering Information

Catalog No./Item	Description/Specifications
10ATCBK 10ATCGY 10ATCBS 10ATCNK 10ATCBZ 10ATCAL 10ATCPB 10ATCSC	<p>Recessed Unwired Assembly With Surface Style Cover – For use with 10" (254mm) diameter hole. All devices are recessed 4 1/2" (114mm) below the finished floor level. Unit ships complete with an all aluminum cover (assembled) designed to sit on top of finished floor surface (carpet, tile, wood, concrete or terrazzo). Covers are available in the following powder coated finishes: black (BK), gray (GY), nickel (NK), brass (BS) and aluminum (AL). The covers are also available in two plated finishes: brass (PB) and satin chrome (SC).</p> <p>Country of Origin: USA</p>
 <p>11 1/8" (283mm)</p>	
<p>NOTE: UL Fire Classified for up to 2-hour rated floors.</p>  <p>8° Beveled Edge</p> <p>3/16" (4.8mm)</p>	
	 <p>11 1/4" (286mm)</p> <p>4 1/2" (114mm)</p> <p>11 1/8" (283mm)</p> <p>4 3/4" (121mm)</p>
<p style="text-align: center;">INSIDE VIEW</p> <p>Includes two (2) proprietary 68DB Device Brackets (Not shown)</p> 	<p style="text-align: center;">BOTTOM VIEW</p> <p>Includes two (2) 10PTHA Outer Pass-Through Plates</p> <p>Includes four (4) 1PTHA Center Pass-Through Plates</p> <p>Includes one 10BLH Outer Blank Plate</p> <p>Includes one 1075CHA Service Feed Plate</p> 

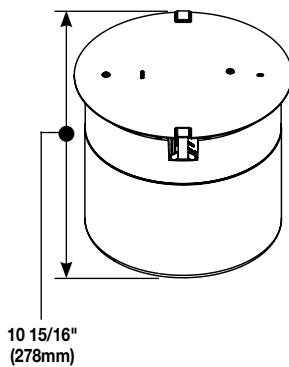
NOTE: For more information on Device Plates and Bottom Feed Plates and on the additional options available, see the Device Plates and Bottom Feed Plates sections found later in this document.

Evolution Series 10" Poke-Thru Devices Ordering Information

Catalog No./Item

Description/Specifications

10STC

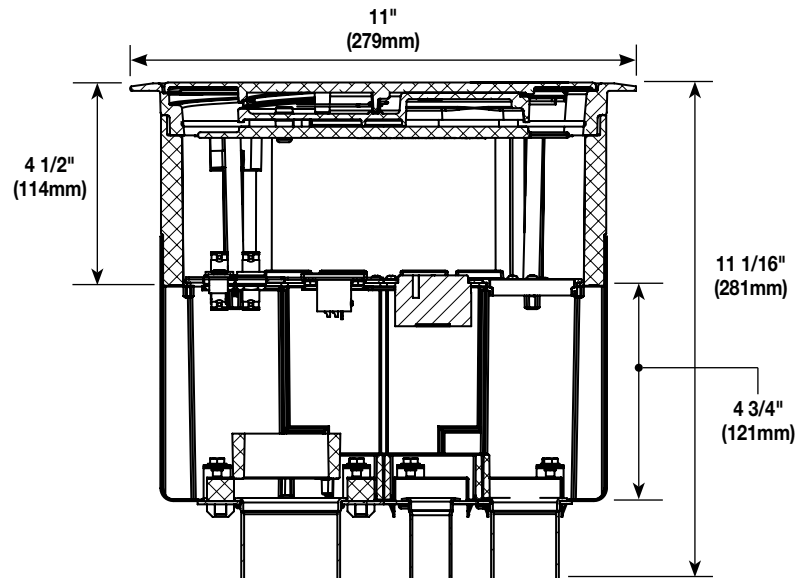


Recessed Unwired Stem Assembly with Disposable Plate – For use with 10" (254mm) diameter hole. All devices are recessed 4 1/2" (114mm) below the finished floor level. Unit ships complete with a disposable construction cover. Unit works with 10" Evolution cover assemblies (10CTC). All cover assemblies are sold separately and are available in the following finishes: black (BK), gray (GY), nickel (NK), brass (BS) and aluminum (AL). The covers are also available in two plated finishes: brass (PB) and satin chrome (SC).

Country of Origin: USA

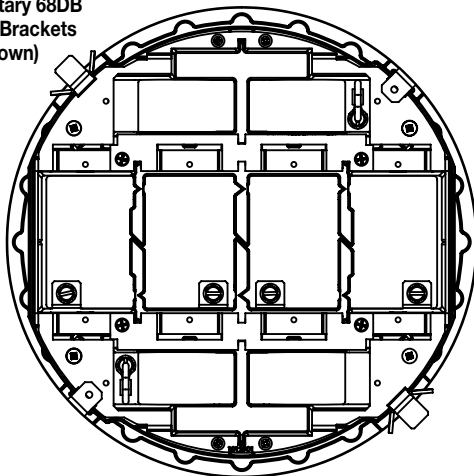
NOTE: Cover assemblies sold separately.

NOTE: UL Fire Classified for up to 2-hour rated floors.



INSIDE VIEW

Includes two (2) proprietary 68DB Device Brackets (Not shown)



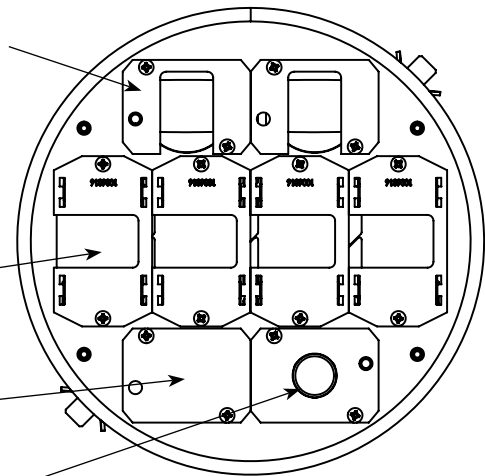
BOTTOM VIEW

Includes two (2) 10PTHA Outer Pass-Through Plates

Includes four (4) 1PTHA Center Pass-Through Plates

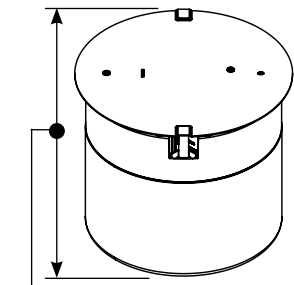
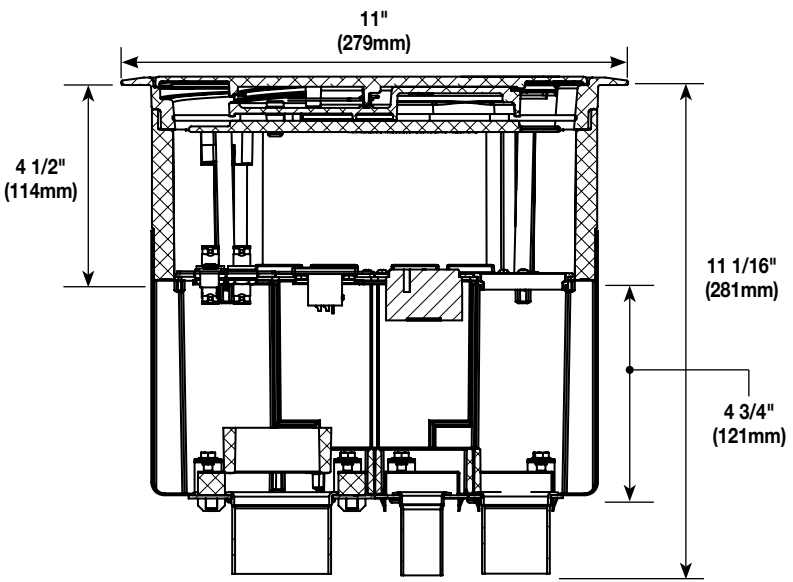
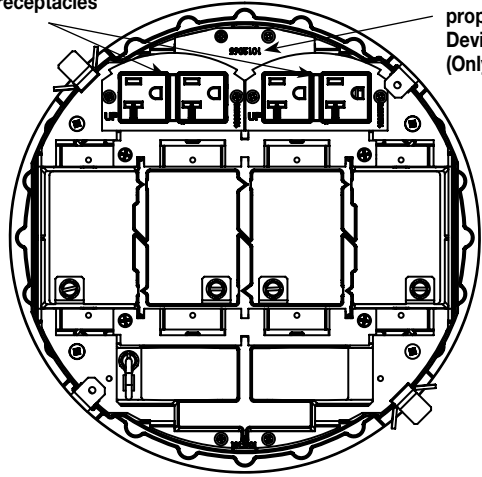
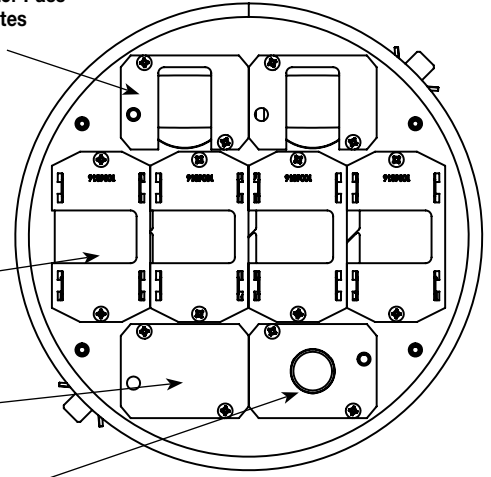
Includes one 10BLH Outer Blank Plate

Includes one 1075CHA Service Feed Plate



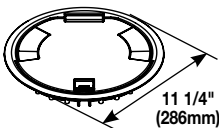
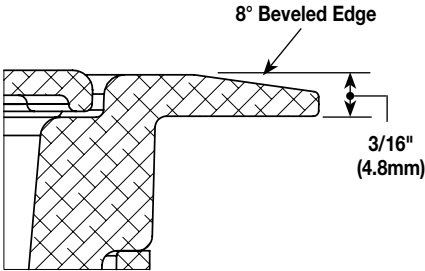
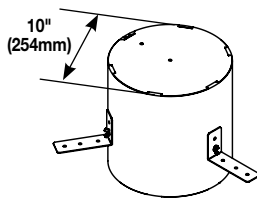
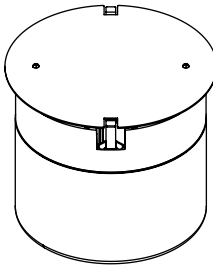
NOTE: For more information on Device Plates and Bottom Feed Plates and on the additional options available, see the Device Plates and Bottom Feed Plates sections found later in this document.

Evolution 10AT Series Poke-Thru Devices Ordering Information

Catalog No./Item	Description/Specifications
10STCP  <p>10 15/16" (278mm)</p> <p>NOTE: UL Fire Classified for up to 2-hour rated floors.</p> <p>NOTE: Receptacles can be wired as a standard or isolated ground device.</p>	<p>Recessed Stem Assembly with Disposable Plate – For use with 10" (254mm) diameter hole. All devices are recessed 4 1/2" (114mm) below the finished floor level. Unit ships complete with a disposable construction cover. Unit works with 10" Evolution cover assemblies (10CTC). All cover assemblies are sold separately and are available in the following finishes: black (BK), gray (GY), nickel (NK), brass (BS) and aluminum (AL). The covers are also available in two plated finishes: brass (PB) and satin chrome (SC).</p> <p>Country of Origin: USA</p> <p>NOTE: Cover assemblies sold separately.</p>  <p>11" (279mm)</p> <p>4 1/2" (114mm)</p> <p>11 1/16" (281mm)</p> <p>4 3/4" (121mm)</p> <div style="display: flex; justify-content: space-around;"> <div style="text-align: center;"> <p>INSIDE VIEW</p>  <p>Includes two (2) proprietary 20A duplex receptacles</p> <p>Includes two (2) proprietary 68DB Device Brackets (Only one shown)</p> </div> <div style="text-align: center;"> <p>BOTTOM VIEW</p>  <p>Includes two (2) 10PTHA Outer Pass-Through Plates</p> <p>Includes four (4) 1PTHA Center Pass-Through Plates</p> <p>Includes one 10BLH Outer Blank Plate</p> <p>Includes one 1075CHA Service Feed Plate</p> </div> </div>

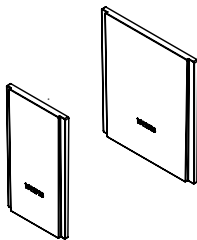
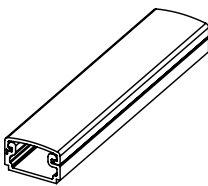
NOTE: For more information on Device Plates and Bottom Feed Plates and on the additional options available, see the Device Plates and Bottom Feed Plates sections found later in this document.

Evolution Series 10" Poke-Thru Devices Cover Assemblies Ordering Information

Catalog No./Item	Description/Specifications	Catalog No./Item	Description/Specifications
10CTCGY* 10CTCBK* 10CTCBS* 10CTCBZ* 10CTCNK* 10CTCAL* 10CTCPB* 10CTCSC*	<p>Surface Style Cover Assembly – Die-cast aluminum cover assembly. Cover assembly is available in the following powder coat finishes: black (BK), gray (GY), nickel (NK), brass (BS), bronze (BZ) and aluminum (AL) as well as plated brass (PB) and satin chrome (SC). 10CTC Series Cover Assemblies designed for use with 10STC and 10STCP Poke-Thru Stem Assemblies.</p>  <p>Country of Origin: India</p>  <p>NOTE: All surface style poke-thru devices come with a transition angle to aid in the change in floor elevation.</p>	<p>10PPS</p>  <p>Country of Origin: USA</p>	<p>ABPLUG10</p>  <p>Country of Origin: USA</p>

* Add suffix "TR" to the end of the part number to indicate tamper-resistant cover assembly. Tamper-resistant versions are secured with a single tamper-resistant screw.

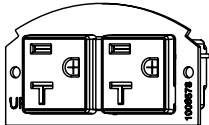
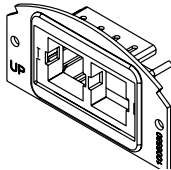
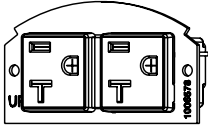
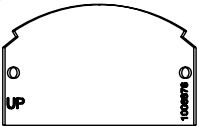
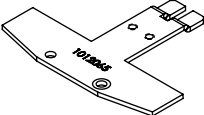
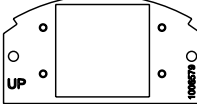
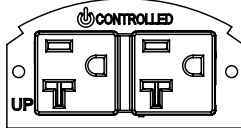
Evolution 10AT Series Accessories Ordering Information

Catalog No./Item	Description/Specifications	Catalog No./Item	Description/Specifications
10DIV 	<p>Replacement Divider – Used to separate services in the center and outer compartments. Includes one (1) center compartment and one (1) external compartment.</p>	<p>10TUN</p> 	<p>Tunnel – Tunnel allows for a single service to be fed from one external compartment across the opposite external compartment while maintaining service separation.</p>

Cover Assemblies for the Evolution™ Series 10AT Poke-Thru Devices are available in a variety of finishes and service configurations for carpet or tile floor installations.



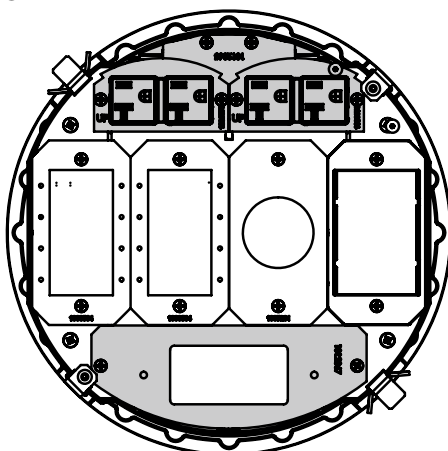
Evolution Series 10" Poke-Thru Devices Side Mount Device Plates Ordering Information

Catalog No./Item	Description/Specifications	Catalog No./Item	Description/Specifications
68REC*	20AMP Duplex Receptacles – Two (2) proprietary 20AMP duplex power receptacles with mounting plates. Designed to fit in either of the two side compartments in the 6ATC, 8ATC and 10ATC Series Poke-Thru Devices. Receptacle can be wired as a standard or isolated ground device. 	682A*	Device Mounting Plate – Device plate that will accept up to two (2) ports of communication devices. For use in either of the two side compartments only. Not for use in the center compartment. Communication devices supplied by others. 
68REC-25*	20Amp Duplex Receptacles – Two (2) proprietary 20AMP duplex power receptacles with mounting plates and 25' leads. Designed to fit in either of the two side compartments in the 6ATC, 8ATC and 10ATC Series Poke-Thru Devices. Receptacle can be wired as a standard or isolated ground device. 	68B*	Device Mounting Plate – Blank plate. Used to blank off either of the side compartments when no devices or cabling are to be used. 
68DB	Replacement Device Bracket – Allows outer compartments to be adapted to accept any of the 68 device plates. One 68DB is required to mount two 68 device plates in each outer compartment.  <p>NOTE: Each of the poke-thru assemblies includes two (2) 68DB Brackets.</p>	68MAAP*	Device Mounting Plate – Device plate that will accept up to two (2) Legradn AVIP devices or Extron® Electronics MAAP device plates. For use in either of the two side compartments only. Not for use in the center compartment. Extron Devices supplied by others. 
		68REC-CTRL*	Controlled Receptacle – 20A proprietary duplex receptacle marked with controlled receptacle marking .  <p>NOTE: Includes one receptacle.</p>


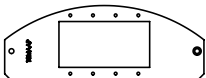
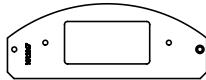
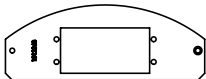
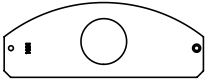
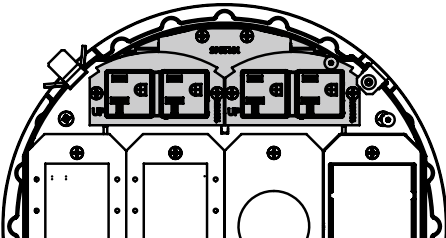
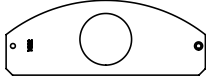
* 68DB mounting plate is required for all 68 device plates.

Side Mount Device Plate Mounting Locations

Mounting plates on this page can be installed in the shaded location indicated in this illustration.



Evolution Series 10" Poke-Thru Devices Side Mount Device Plates Ordering Information

Catalog No./Item	Description/Specifications	Catalog No./Item	Description/Specifications
10DP 	Device Mounting Plate – Single-gang device plate that accepts standard 20A duplex receptacle or a duplex Turnlok receptacle. Fits in any one (1) of the shaded locations shown. Devices supplied by others.	10MAAP 	Device Mounting Plate – Single-gang device plate that will accept up to four (4) Legrand AVIP devices or Extron® Electronics MAAP style plates. Fits into any one (1) of the shaded areas shown. Devices supplied by others.
10DEC 	Device Mounting Plate – Single-gang device plate that will accept Decorator style devices such as 20A receptacles, GFCIs, 106 adapters or A/V devices. Fits in any one (1) of the shaded locations shown. Devices supplied by others.	10AAP 	Device Mounting Plate – Two-gang device plate that will accept up to two (2) Extron® Electronics AAP style plates. Fits into any one (1) of the shaded areas shown. Devices supplied by others.
10S1 	Device Plate – Receptacle opening 1 3/8" (35mm). Fits into any one (1) of the shaded areas shown.	<div> Side Mount Device Plate Mounting Locations Mounting plates on this page can be installed in the shaded location indicated in this illustration.  </div>	
10S2 	Device Plate – Receptacle opening 1 9/16" (40mm). Fits into any one (1) of the shaded areas shown.		



Evolution Series 10ATC Assembly with power, communication and A/V devices installed.

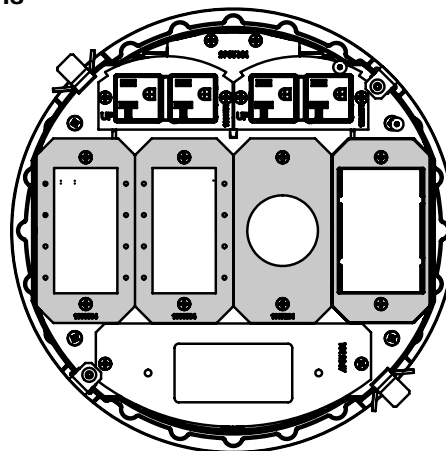
Evolution Series 10" Poke-Thru Devices Center Mount Device Plates Ordering Information

Catalog No./Item	Description/Specifications
8B	Device Mounting Plate – Single-gang device plate used to blank off any one (1) of the four (4) gangs in the center compartment, when no devices are used.
8DP	Device Mounting Plate – Single-gang device plate that accepts standard 20A duplex receptacle or a duplex Turnlok receptacle. Fits in any one (1) of the three four (4) in the center compartment. Devices supplied by others.
8DEC	Device Mounting Plate – Single-gang device plate that will accept Decorator style devices such as 20A receptacles, GFCIs, 106 adapters or A/V devices. Fits in any one (1) of the four (4) gangs in the center compartment. Devices supplied by others.
8ACT6A	Device Mounting Plate – Single-gang device plate that will accept up to six (6) ports of communication devices. Fits in any one (1) of the four (4) gangs in the center compartment. Devices supplied by others.
8MOS	Mosaic Device Plate – Device plate accepts three (3) standard Mosaic devices (45mm x 22.5mm). Devices supplied by others. NOTE: Not designed to accept adorne™ devices.
8CREST	Crestron® Double Gang Plate – Device plate accepts Crestron® double-gang decorator style devices. Takes up two (2) of the four (4) center compartments.
8S1	Device Plate – Receptacle opening 1 3/8" (35mm). Fits in any one (1) of the four (4) gangs in the center compartment.
8S2	Device Plate – Receptacle opening 1 9/16" (40mm). Fits in any one (1) of the four (4) gangs in the center compartment.

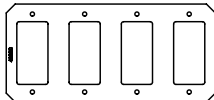
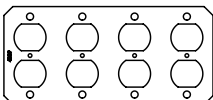
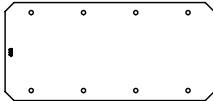
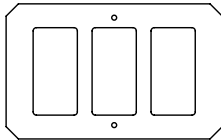
Catalog No./Item	Description/Specifications
8TRAC	Device Mounting Plate – Single-gang device plate that will accept up to six (6) Ortronics TracJack devices. Fits in any one (1) of the four (4) gangs in the center compartment. Devices supplied by others.
8SER	Device Mounting Plate – Single-gang device plate that will accept up to three (3) Ortronics Series II dual modular inserts. Fits in any one (1) of the four (4) gangs in the center compartment. Devices supplied by others.
8MAAP	Device Mounting Plate – Single-gang device plate that will accept up to four (4) Legrand AVIP devices or Extron® Electronics MAAP style plates. Fits in any one (1) of the four (4) gangs in the center compartment. Devices supplied by others.
8AAP	Device Mounting Plate – Two-gang device plate that will accept up to four (4) Extron® Electronics AAP style plates. 8AAP takes up 2 of the four (4) gangs in the center compartment. Devices supplied by others.

Center Mount Device Plate Mounting Locations

Mounting plates on this page can be installed in the shaded location indicated in this illustration.

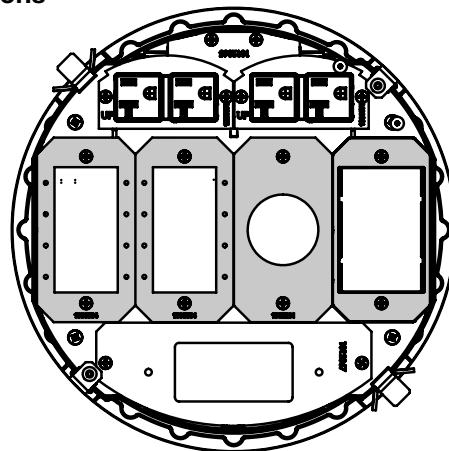


Evolution Series 10" Poke-Thru Devices Center Mount Device Plates Ordering Information

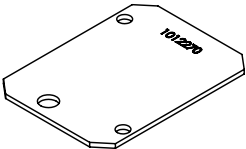
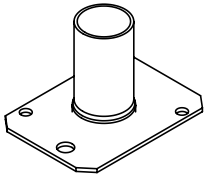
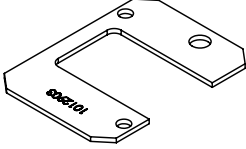
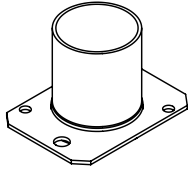
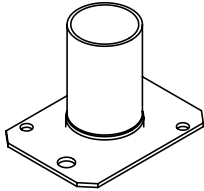
Catalog No./Item	Description/Specifications	Catalog No./Item	Description/Specifications
4GDEC	Device Mounting Plate – Accepts up to four (4) NEMA standard decorator style devices from most manufacturers.	4GDP	Device Mounting Plate – Accepts up to four (4) NEMA standard duplex style receptacles from most manufacturers.
			
4GB	Device Mounting Plate – Blank plate. Used to blank off the entire center compartment when no devices or cabling are to be used.	8CREST3G	Crestron® Three-Gang Device Plate – Accepts a three-gang device including Crestron® Digital Media™ devices.
			

Center Mount Device Plate Mounting Locations

Mounting plates on this page can be installed in the shaded location indicated in this illustration.

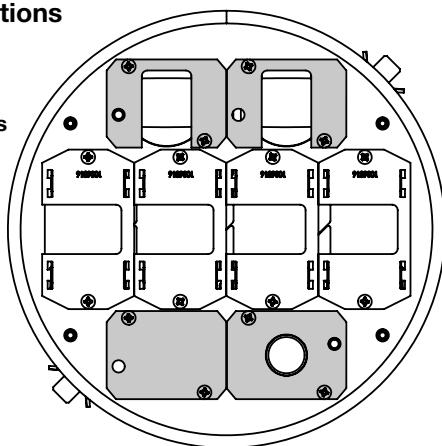


Evolution Series 10" Poke-Thru Devices Bottom Feed Assemblies Ordering Information

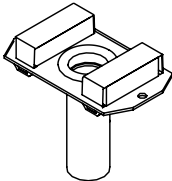
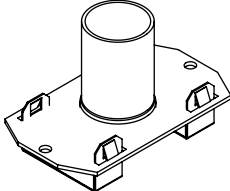
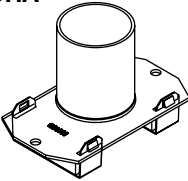
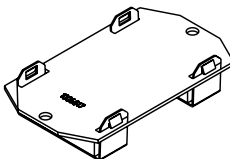
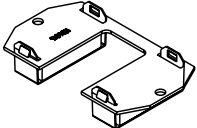
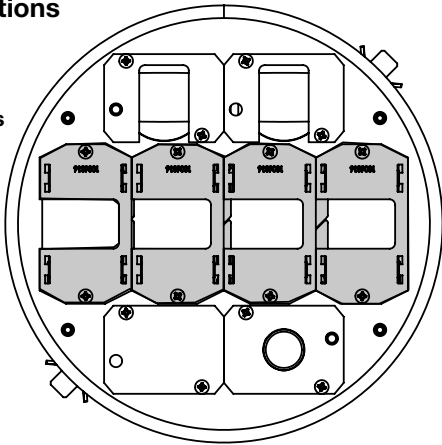
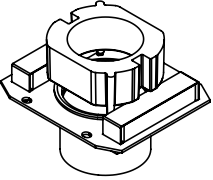
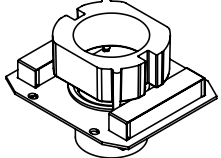
Catalog No./Item	Description/Specifications	Catalog No./Item	Description/Specifications
10BLH	Bottom Housing Assembly – Exterior-gang blanking assembly. Designed to blank off one (1) of the four (4) exterior gang compartment locations. 	1075CHA	Bottom Housing Assembly – Exterior-gang 3/4" trade size conduit service feed assembly. Designed to allow connection to 3/4" trade size conduit feed in one (1) of the four (4) exterior-gang locations. 
10PTHA	Bottom Housing Assembly – Exterior-gang pass through assembly. Designed to allow cables to pass through one (1) of the four (4) exterior-gang compartment locations. 	10125CHA	Bottom Housing Assembly – Exterior-gang 1 1/4" trade size conduit service feed assembly. Designed to allow connection to 1 1/4" trade size conduit feed in one (1) of the four (4) center-gang locations. 
1010CHA	Bottom Housing Assembly – Exterior-gang 1" trade size conduit service feed assembly. Designed to allow connection to 1" trade size conduit feed in one (1) of the four (4) exterior-gang locations. 		

Bottom Feed Side Mount Device Plate Locations

All bottom housing assemblies on this page can be installed in the shaded locations indicated in these illustrations.



Evolution Series 10" Poke-Thru Devices Bottom Feed Assemblies Ordering Information

Catalog No./Item	Description/Specifications	Catalog No./Item	Description/Specifications
175CHA-LJB 	Bottom Housing Assembly – One-gang 3/4" trade size conduit housing assembly. For use on any one of the four (4) gangs in the center compartments.	1100CHA 	Bottom Housing Assembly – One-gang 1" trade size conduit housing assembly. For use on any one of the four (4) gangs in the center compartments.
1125CHA 	Bottom Housing Assembly – One-gang 1 1/4" trade size conduit housing assembly. For use on any one (1) of the four (4) gangs in the center compartment.	1BLH 	Bottom Housing Assembly – One-gang blank housing assembly. Designed to blank off compartment when no cable pass through is required. For use on any one (1) of four (4) gangs in the center compartment.
1PTHA 	Bottom Housing Assembly – One-gang pass through housing assembly. Designed to allow pass through of communication cables when no conduit is required. For use on any one (1) of the four (4) gangs in the center.	<div> Bottom Feed Center Mount Device Plate Locations All bottom housing assemblies on this page can be installed in the shaded locations indicated in these illustrations. </div> 	
2210CHA 	Bottom Housing Assembly – Center-gang 2" trade size conduit service feed assembly. Designed to allow connection to 2" trade size conduit feed in two (2) of the four (4) center-gang locations.		
2150CHA 	Bottom Housing Assembly – Center-gang 1 1/2" trade size conduit service feed assembly. Designed to allow connection to 1 1/2" trade size conduit feed in two (2) of the four (4) center-gang locations.		

NOTE: Bottom housing assembly comes with an intumescent sleeve. Sleeve must be assembled into the poke-thru unit to maintain fire classification.

NOTE: Bottom housing assembly comes with an intumescent sleeve. Sleeve must be assembled into the poke-thru unit to maintain fire classification.

NOTES

NOTES

NOTE: All brand and product names referenced in this document are registered trademarks or trademarks of their respective holders.



NOTE: The paper used to print this document is an environmentally responsible paper with 10% post consumer waste, with FSC and SFI Chain of Custody certifications, Lacey Act complaint. 100% of the electricity used to manufacture Flo sheets is generated with Green-e certified renewable energy.



Electrical Wiring Systems

60 Woodlawn Street
West Hartford, CT 06110
Phone: 1.877.BY.LEGRAND (295-3472)
www.legrand.us

570 Applewood Crescent
Vaughan, Ontario L4K 4B4
Phone: 905.738.9195
www.legrand.ca

