



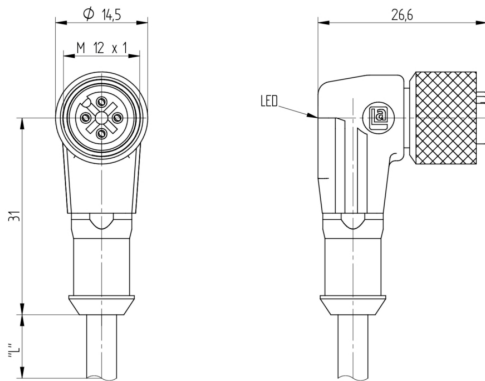
**Product:** [RKWT/LED A 4-3-224](#)

M12 Standard Sensor/Actuator Single-Ended Cordset: Female, angled, 4-pin, A-coded, translucent body, 10-30 V DC, 4 A, with 2xLEDs (PNP); PUR black cable, 3-wires, 0.34 mm<sup>2</sup>

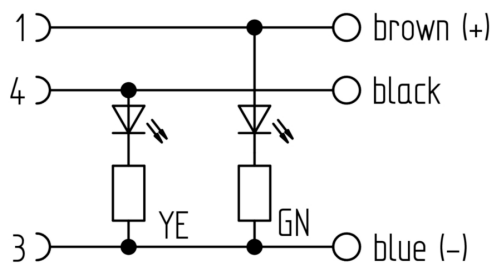
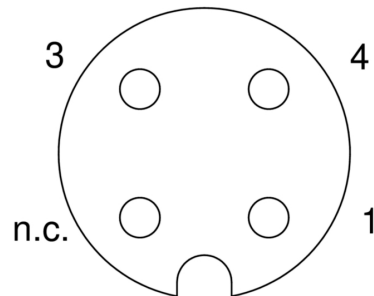
**Product Description**

M12 Standard Sensor/Actuator Single-Ended Cordset: Female, angled, 4-pin, A-coded, translucent body, 10-30 V DC, 4 A, with 2xLEDs (PNP); PUR black cable, 3-wires, 0.34 mm<sup>2</sup>

**Technical Drawing**



**Female**



**Technical Specifications**

**Face View**

Pin 1	Pin 2	Pin 3	Pin 4
brown	n.c.	blue	black

**Technical Data**

Product Family:	Sensor / Actuator Connectors
-----------------	------------------------------

Product Sub Family:	M12 Standard
Brand:	Lumberg Automation
Connector Type:	Cordset, single ended
Type of Contact / Gender:	Female
Connector Design:	Angled
Number of Pins:	4
Coding:	A
Shielding:	Unshielded
Attachment Type:	Coupling Nut
Rated Voltage:	30 V
Rated Voltage (UL):	10-30 V DC
Rated Impulse Voltage:	0.8 kV
Operating Voltage:	10-30 V DC
Rated Current*:	4 A
Rated Current (UL)*:	4 A
Contact Resistance:	≤ 10 mOhm
Insulation Resistance:	> 10 <sup>9</sup> Ohm
Mating Cycles:	≤ 100
Ambient Temperature (Operation)*:	- 40 °C - + 90 °C
Operating Temperature (UL):	max. + 50 °C
Protection Degree / IP Rating**:	IP65, IP67, IP68 (1 m / 24 h), IP69K
Design Standard:	IEC 61076-2-101
Pollution Degree:	3 acc. to DIN EN 60664-1 (VDE 0110-1)
Overvoltage Category:	III acc. to DIN EN 60664-1 (VDE 0110-1)

Materials

Contact Base Material:	CuSn
Contact Plating:	Cu/Au
Contact Bearer Material:	TPU
Contact Bearer Color:	Orange
Flammability Class (Contact Bearer):	UL 94 HB
Molded Body Material:	TPU
Molded Body Color:	Translucent
Flammability Class (Molded Body):	UL 94 HB
Attachment Material:	CuZn
Attachment Plating:	Nickel-plated
O-Ring Material:	FKM, green

Protection Circuitry

Function Indicator:	2xLEDs (PNP)
---------------------	--------------

Additional Technical Data

Fastening Torque (Attachment):	M 12x1: (50-60) Ncm, hand-tight
--------------------------------	---------------------------------

Cable Data

Cable Number:	224
Conductor Size:	0.34 mm²
Number of Wires:	3
Minimal Bending Radius (Fixed Inst):	> 5 x D
Minimal Bending Radius (Flexible Inst):	> 10 x D
Cycles (Bending):	> 5 M
Cycles (Torsion):	> 5 M @ ± 360 °/1 m
Conductor material:	Cu
Cable Jacket Material:	PUR
Cable Jacket Color:	black matt similarly RAL 9005
Cable Diameter D:	ø 4.30 ± 0.20 mm
Wire Insulation Material:	PP

Insulated Wire Diameter:	ø 1.30 ± 0.10 mm
Ambient Temperature (Fixed Installation):	- 50 °C - + 80 °C
Ambient Temperature (Flex Installation):	- 25 °C - + 80 °C
Ambient Temperature (Drag Chain Inst):	- 25 °C - + 60 °C
UL Cable Type:	AWM: 20549
Flammability Class (Cable Jacket):	DIN EN 50265-2-2, VDE 0482-265-2-2, IEC 60332-2-2, CSA FT2
Cable Characteristics:	Good microbes and hydrolysis resistance; Mainly plasticizer diffusion free; Exclusion of PVC and silicone; Free of lacquer wetting disturbing substances; Coldness Flexibility

Approvals

UL-File:	E315587
UL:	UL 2238; cURus

Safety & Environmental Compliance

RoHS Compliant:	yes
-----------------	-----

Resistances

Halogenfree:	DIN EN 50267-2-1, IEC 60754-1, VDE 0482-267-2-1
Oil Resistance:	Good chemical and oil resistance

Notes

Note Derating:	Notice derating
Protection Degree / IP Rating Note:	** only if mounted and locked in combination with Hirschmann / Lumberg Automation connector.
Note:	Do not connect or disconnect under load.

Variants

Item #	Item Description	Cable Length
105227	RKWT/LED A 4-3-224/0,6 M	0.6 m
46273	RKWT/LED A 4-3-224/1 M	1 m
11477	RKWT/LED A 4-3-224/2 M	2 m
43393	RKWT/LED A 4-3-224/3 M	3 m
11478	RKWT/LED A 4-3-224/5 M	5 m
43965	RKWT/LED A 4-3-224/8 M	8 m
11475	RKWT/LED A 4-3-224/10 M	10 m
11476	RKWT/LED A 4-3-224/15 M	15 m
15930	RKWT/LED A 4-3-224/17 M	17 m
42176	RKWT/LED A 4-3-224/20 M	20 m
44364	RKWT/LED A 4-3-224/25 M	25 m
54564	RKWT/LED A 4-3-224/30 M	30 m
109763	RKWT/LED A 4-3-224/35 M	35 m
14904	RKWT/LED A 4-3-224/40 M	40 m
18339	RKWT/LED A 4-3-224/42 M	42 m
14905	RKWT/LED A 4-3-224/45 M	45 m
109764	RKWT/LED A 4-3-224/50 M	50 m
14906	RKWT/LED A 4-3-224/55 M	55 m
18340	RKWT/LED A 4-3-224/57 M	57 m
14907	RKWT/LED A 4-3-224/60 M	60 m
14908	RKWT/LED A 4-3-224/70 M	70 m
14909	RKWT/LED A 4-3-224/80 M	80 m
14667	RKWT/LED A 4-3-224/100 M	100 m
15926	RKWT/LED A 4-3-224/110 M	110 m
18338	RKWT/LED A 4-3-224/125 M	125 m
16863	RKWT/LED A 4-3-224/150 M	150 m
17583	RKWT/LED A 4-3-224/180 M	180 m

Belden believes this product to be in compliance with all applicable environmental programs as listed in the data sheet. The information provided is correct to the best of Belden's knowledge, information and belief at the date of its publication. This information is designed only as a general guide for the safe handling, storage, and any other operation of the product itself or the one that it becomes a part of. The Product Disclosure is not to be considered a warranty or quality specification. Regulatory information is for guidance purposes only. Product users are responsible for determining the applicability of legislation and regulations based on their individual usage of the product.