


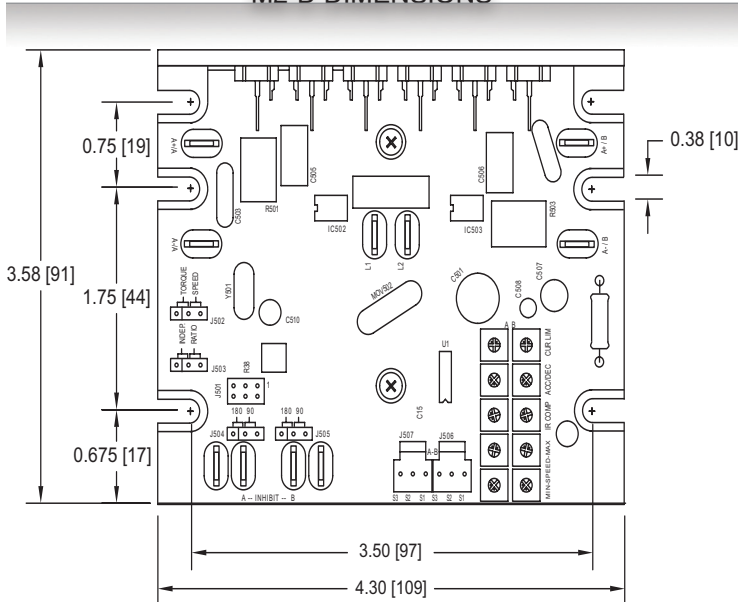


Drive	Input Voltage (VAC)	Output Voltage Range (VDC)	Max. Armature Current each both	HP Rating @ 90 VDC Output each both	HP Rating @ 180 VDC Output each both	Enclosure	Reversing *****	Isolation ***	Field Supply (VDC) *****	UL Listed 	CSA 	CE TUV 
M2	115	0-90	6.5* 11.5*	1/15 - 1 1 1/8	—	CHASSIS	—	—	—	YES	—	—
M2-D	115 / 230	0-90 / 0-180	6.5* 11.5*	1/15 - 1 1 1/8	1/8 - 2 2 1/4	CHASSIS	—	—	—	YES	—	—

- * Heat sink number 223-0159 must be used when either motor output is above 5 amps or the total output of both motors combined is above 6.5 amps.
 Motor A must be less than or equal to 10 amps. Motor B must be less than or equal to 10 amps: Motors A and B combined must be less than 11.5 amps.
 *** Built in isolation is not available on the M2 series. Minarik Drives recommends using the PCM4 (Pg 42).
 ***** The field supply is not available on the M2 series. Minarik Drives recommends using the MM23000C series (Pg 4).
 ***** See regenerative drives in Section C for SCR drives that can reverse on-the-fly.

M2-D DIMENSIONS



Height: 1.53 [39]
All dimensions in inches [millimeters]

Dimensions of drives not shown above can be found on page 55.
Wiring diagrams can be found on page 62.

FEATURES

- **Ability to control two different DC motors at once:** Jumper selectable independent or speed ratio mode.
- **MM footprint:** A compact industry standard footprint.
- **Speed range, regulation & form factor:** 1% of base speed regulation with a 60:1 speed range and a 1.37 form factor at maximum rated voltage.
- **User adjustable calibration pots:** Two each of Minimum Speed, Maximum Speed, Current Limit, IR Compensation and Acceleration/Deceleration.
- **Stopping modes:** Inhibit (N.O.) for coasting to a stop.
- **Spade terminals:** Allows for quick and easy terminations and changes.
- **Panel space saving:** Replace two DC drives with one compact package.
- **Speed or Torque mode:** Jumper selectable. Speed mode regulates speed and limits current. Torque mode regulates current and limits speed.
- **Microprocessor based:** Can custom program the trim pot ranges and inhibit (N.O. or N.C.) for OEM applications.
- **Accessories:** Heatsink 223-0159. DLC600 digital closed loop controller, PCM4 isolation card.
- **RoHS:** All M2 series models are RoHS compliant.

The M2 Series provides the power of two drives in one. Now with one DC drive, you can control two different DC motors either independently or in a ratio mode. In independent mode, each side of the drive can be controlled independently from the other motor. There are two unique sets of trim pots for calibration. In speed ratio mode, one speed potentiometer sets the main speed while the other one determines the ratio of the speeds between the motors. In this mode, the drive replaces two single drives and possibly a separate master/follower card resulting in extreme cost and panel space savings.

The M2 Series is easy to set up with simple jumpers to choose the speed/torque and independent/ratio modes. Set up parameters are easily adjusted with on board trim pots. For OEMs that have fixed settings, the M2 Series is microprocessor based and can have the settings or ranges of the trim pots and other functions customized without any hardware changes.

The M2 Series is ideal for applications with two DC motors that are working together, two motors that run independently but are physically close, or simply when panel space is very limited.

See page 50 for an in-depth comparison of the different 1Q SCR drives.

