

DIVAR network 2000 recorder

www.boschsecurity.com



BOSCH
Invented for life



- ▶ 16 IP channels with 256 Mbps incoming bandwidth
- ▶ 8 MP (UHD) IP camera support for view and playback
- ▶ Real time live display for 8 channels @1080p or 2 channels @4k
- ▶ Compact, sturdy and stylish design

Connect this recorder to a maximum of 16 IP cameras that use the latest H265/H264 high-resolution video technology and state-of-the-art compression techniques.

These advanced technologies, coupled with efficient network data transmission, deliver the high security and reliability required for modern surveillance systems. Simultaneous remote or local monitoring, recording, archive and playback functions are guided by simple menu selections and operator commands. The recorders can be installed with a maximum of 2 internal HDDs for video storage. Another option is a single HDD for storage, plus a DVD burner for video export.

Functions

Latest video compression technology

The DIVAR supports H.264 and H.265 video compression technology. This technology dramatically reduces bandwidth and storage requirements while still delivering superb image and audio quality. Equipped with this newest video technology, DIVAR gives you the full benefits of the latest high-resolution cameras. The proof is in the pixels.

Camera IP support

The recorder supports native camera integration with Bosch IP cameras which provides easy installation, configuration and maintenance options. This allows plug-and-play connectivity as the installer can connect and configure the cameras to the recorder without having to open every camera individually on a web client. For further configuration 3rd party cameras are supported through the ONVIF Profile S protocol.

Simultaneous record and view

The DIVAR records multiple video and audio signals while simultaneously providing live multi-screen viewing and playback. Comprehensive search and playback functions provide quick recall and viewing of recorded video.

The DIVAR has a real-time display resolution of 1080p for 8 channels simultaneously, or 4K for 2 channels.

PoE+ switch

The recorders with a built-in PoE+ switch can supply power to a maximum of 16 connected cameras. Each camera automatically receives its IP address from the recorder for simple plug-and-play operation.

Simple operation

The DIVAR is very easy to install and use. Simply connect the cameras, apply power, and follow the simple Install Wizard steps for initial setup. The unit can then record automatically with no further intervention required.

DDNS

Bosch offers its customers free Dynamic Domain Name Services (DDNS) for access to network-connected devices via a "friendly" hostname without the need for costly static IP addresses. This makes it easier for uninterrupted access to important video from devices regardless of their location.

Alarms

All models have extensive alarm handling functions and telemetry control. Alarm functions include local inputs and relay outputs, plus motion detection in user-defined areas. If an alarm is detected, the DIVAR can:

- send an e-mail notification and/or FTP push
- sound a buzzer and/or display a warning
- activate local alarm output

Local control

The unit can be easily operated and programmed via the on-screen display menu system using:

- the supplied mouse
- the front panel control keys
- the supplied remote control
- push notification

Inputs and outputs

Video inputs, audio inputs/output, and alarm inputs/outputs are located on the rear panel.

Two video connectors (VGA/HDMI) provide simultaneous output for monitor A for live display (with zoom) and playback (display can be frozen and zoomed). The displays allow full-screen, multi-screen, and sequenced viewing.

Dome control

The DIVAR can control pan/tilt/zoom (PTZ) equipment using commands sent via IP connection. It also supports Focus, Iris and Aux commands for Bosch cameras.

Panoramic cameras

The DIVAR supports dewarping of Bosch panoramic cameras. The following modes are supported: pan/tilt/zoom (PTZ), panoramic, corridor and quad. Dewarping in the camera can also be selected if the connected IP panoramic camera supports this.

Network control

Use the PC software or built-in web application via a network for live viewing, playback, and configuration.

Watermark

The DIVAR includes an authenticity check for both local and remote archives, ensuring recording integrity. An Archive Player is provided for playback of secure video files and to check if video is authentic.

Smartphone App

A DIVAR Viewer App from Bosch for iOS and Android devices is available for:

- live and playback viewing
- recorder configuration
- PTZ control

This means you can watch live video from cameras connected to the DVR from anywhere in the world. You can also control focus, pan, tilt and zoom on PTZ-enabled cameras.

Furthermore, the smartphone App supports remote push notifications. In this way you are automatically notified if an alarm occurs on the device and can take immediate action, even if you are not actively monitoring the system at that moment.

Certifications and approvals

Standards

Alarm	EN 50130-5:2011, Alarm systems - Part 5: Environmental test methods, Class I, Fixed equipment
Lightning protection	To ALL long input / output - and supply-wiring. Alarm inputs and relay output, Video inputs and Outputs, dome-control outputs, power-cable, Audio In/Out. ± 0.5, 1kV line to line, ± 0.5, 1 and 2kV line to earth

EMC + Safety - Europe

EU Directives	2014/35/EU (LVD), 2014/30/EU (EMC), 2011/65/EU (RoHS)
EMC Emission	EN 55032:2012/AC2013, class B
EMC Immunity	EN 50130-4:2011/A1:2014
EMC mains Harmonics	EN 61000-3-2:2014
EMC Mains fluctuations	EN 61000-3-3:2013
LVD Safety	CB scheme + IEC/EN/UL 62368-1:2014/AC:2015
RoHS	EN 50581:2012

EMC + Safety - USA and Canada

EMC USA	47CFR part 15 (FCC), Class B
Safety USA (UL, cUL)	UL 62368-1, Edition 2, Dec 1, 2014
Safety Canada	CAN/CSA-C22.2 No. 62368-1

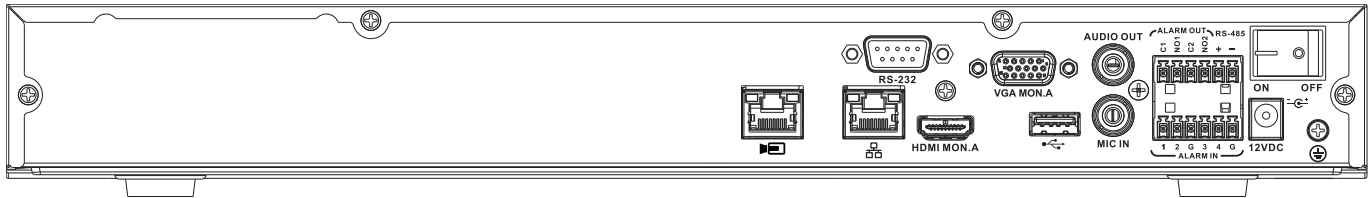
India

BIS (Bureau of Indian Standards)	BIS registration for external Power adapter (comes / packed with the main product)
----------------------------------	--

Australia		
ACMA EMC	RCM logo on product label	
Region	Regulatory compliance/quality marks	
Australia	RCM	DOC SAL Variants
	RCM	DOC SAL

Region	Regulatory compliance/quality marks	
Europe	CE	ST-VS 2016-E-087
USA	UL	FCC & UL
	FCC	FCC & UL

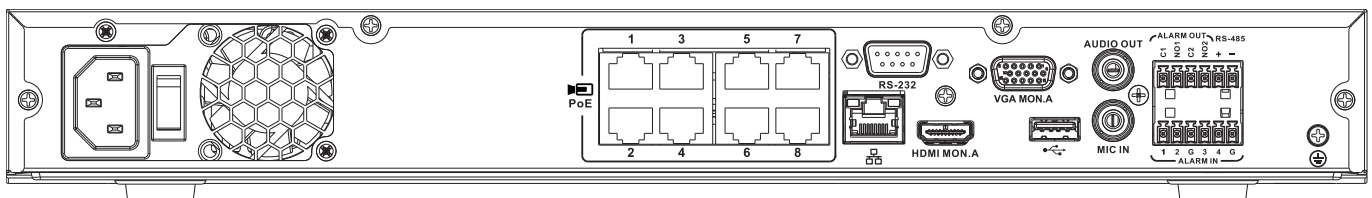
Installation/configuration notes



DIVAR network 2000 (no PoE) back panel

	RJ45 video input for max. 16 IP cameras connected via external switch (optional with DHCP configuration)
	RJ45 Ethernet connection (10/100/1000Base-T according to IEEE802.3)
VGA MON.A	1 D-SUB (Monitor output)
HDMI MON.A	1 HDMI (Monitor output)
ALARM IN	4 screw terminal inputs, cable diameter AWG26-16 (0.4–1.29 mm)
ALARM OUT	2 screw terminal outputs, cable diameter AWG26-16 (0.4–1.29 mm)
AUDIO OUT	1 RCA (Audio output)

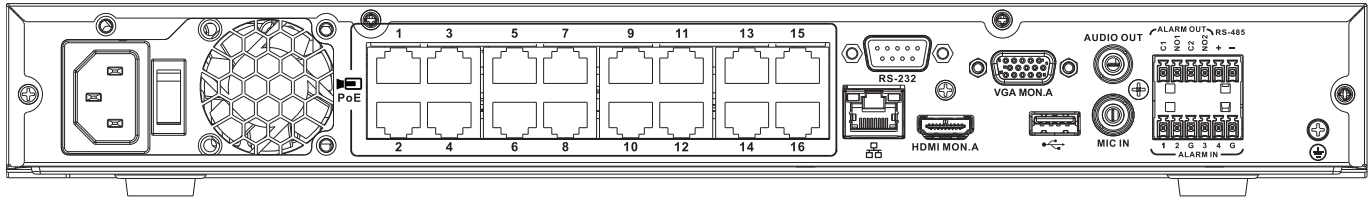
MIC IN	1 RCA (Audio input)
RS-485	Screw terminal output
RS-232	DB9 male, 9-pin D-type (for service)
	One USB (3.0) connector for mouse or USB memory device; one USB (2.0) also on front panel
Power input with On/Off switch	12 VDC (5 A) AC input adapter: 100~240 VAC, 50-60 Hz, 1.5 A
	Ground connection



DIVAR network 2000 (8 PoE) back panel

	Max. 8 RJ45 PoE ports (115 W; 25.5 W max. per port) connected with DHCP configuration (maximum 16 IP channels possible)
	RJ45 Ethernet connection (10/100/1000Base-T according to IEEE802.3)
VGA MON.A	1 D-SUB (Monitor output)
HDMI MON.A	1 HDMI (Monitor output)
ALARM IN	4 screw terminal inputs, cable diameter AWG26-16 (0.4–1.29 mm)
ALARM OUT	2 screw terminal outputs, cable diameter AWG26-16 (0.4–1.29 mm)

AUDIO OUT	1 RCA (Audio output)
MIC IN	1 RCA (Audio input)
RS-485	Screw terminal output
RS-232	DB9 male, 9-pin D-type (for service)
	One USB (3.0) connector for mouse or USB memory device; One USB (2.0) also on front panel
Power input with On/Off switch	100~240 VAC, 50-60 Hz, 3.5 A, 190 W
	Ground connection



DIVAR network 2000 (16 PoE) back panel

PoE	Max. 16 PoE ports (115 W; 25.5 W max. per port) connected with DHCP configuration (max. 16 IP cameras)
	RJ45 Ethernet connection (10/100/1000Base-T according to IEEE802.3)
VGA MON.A	1 D-SUB (Monitor output)
HDMI MON.A	1 HDMI (Monitor output)
ALARM IN	4 screw terminal inputs, cable diameter AWG26-16 (0.4–1.29 mm)
ALARM OUT	2 screw terminal outputs, cable diameter AWG26-16 (0.4–1.29 mm)
AUDIO OUT	1 RCA (Audio output)
MIC IN	1 RCA (Audio input)
RS-485	Screw terminal output
RS-232	DB9 male, 9-pin D-type (for service)
	One USB (3.0) connector for mouse or USB memory device; one USB (2.0) also on front panel
Power input with On/Off switch	100~240 VAC, 50-60 Hz, 3.5 A, 190 W
	Ground connection

Technical specifications

Power	
External power adapter AC input (without PoE)	100-240 VAC; 50-60 Hz; 1.5 A
AC input (with PoE)	100-240 VAC; 50-60 Hz; 3.5 A
RTC battery on main PCB	Lithium CR2032, 3 VDC
Power adapter DC output (without PoE)	12 VDC; 5 A
DVR Power input (without PoE)	12 VDC

Maximum main power consumption (no HDD)	8.7 W without PoE 15.2 W with PoE
---	--------------------------------------

Maximum power consumption of PoE+ switch	115 W
--	-------

Maximum power consumption (per PoE+ port)	25.5 W
---	--------

Mechanical

Dimensions (WxDxH)	375 x 323 x 53 mm (14.8 x 12.7 x 2.1 in)
--------------------	--

Weight with PoE switch (excluding HDD(s) and DVD)	4.2 kg (9.3 lb) approx.
---	-------------------------

Weight without PoE switch (excluding HDD(s) and DVD)	3.8 kg (8.4 lb) approx.
--	-------------------------

Environmental

Operating temperature (incl. HDD(s) and DVD)	+0°C to +40°C (+32°F to +104°F)
--	---------------------------------

Storage temperature	-40°C to +70°C (-40°F to +158°F)
---------------------	----------------------------------

Operating humidity	<93% non-condensing
--------------------	---------------------

Storage humidity	<95% non-condensing
------------------	---------------------

Video storage

Internal storage options	Max. 2 SATA HDD or 1 SATA HDD + 1 DVD (R/RW) Max. capacity per HDD: 6 TB Max. supported speed per HDD: 6 Gb/s
--------------------------	---

Alarms and detections

Motion detection set by camera	Essential or Intelligent Video Analytics (IVA), Motion +
--------------------------------	--

Alarm activations	Video loss, motion detection, input alarm, system alarm
-------------------	---

Events triggered by alarm	Recording, PTZ movement, alarm out, email, buzzer, screen message, Mon A and B activated, mobile push notification
---------------------------	--

Inputs	4 inputs configurable NO/NC, max. input voltage 5 VDC
Outputs	2 relay outputs
Relay contact	Max. rated, 30 VDC, 2 A continuous or 125 VAC, 1 A (activated)

Exporting

DVD (optional)	Built-in DVD+R/RW writer
USB	Flash memory or external HDD (FAT32)
Network	Web Client software or Video Client

Playback

Multi-channel	Simultaneous 1/4/9/16 channels
Mode	Forward, reverse, slow play, fast play, frame-by-frame
Search	Time, channel, type, smart
Network	Video Client, Web client, App
Restrict	Restrict video by user rights for viewing
Protection	Protect video against overwriting
Retention time	Automatically delete recordings after 1 to 365 days

Recording

Decoding compression	H.265/H.264/MJPEG
Speed	Max. 60 IPS per channel, configurable
Bit rate	16 kbps to 24 Mbps per channel
Record interval	1~120 min (default: 60 min), Pre-record: 1~30 sec, Post-record: 10~300 sec
Mode	Manual, Scheduled (regular, motion detection, alarm), Stop

Resolution	8MP, 6MP, 5MP, 3MP, 1.3MP, 1080p, 720p
------------	--

Network control

Ethernet	RJ45 port (10/100/1000 Mbps)
PC software	Video Client, Web client
APPs	iPhone, Android
User access	Maximum 128 users. Bosch advises a maximum of 4 simultaneous connections. More connections can cause performance limitations.
Protocols	HTTP, HTTPS, TCP/IP, IPv4/IPv6, UPnP, RTSP, UDP, SMTP, NTP, DHCP, DNS/DDNS, IP Filter, PPPoE, FTP

Video performance

Maximum IP camera channels	16
Maximum incoming bandwidth	256 Mbps
Maximum recording bandwidth	192 Mbps
Maximum transmission bandwidth	128 Mbps

Display

Resolution	3840×2160, 1920×1080, 1280×1024, 1280×720, 1024×768
OSD	Camera title, Time, Video loss, Motion detection, Recording, PTZ

Audio

MIC Input	1 channel (via RCA) 200 to 3000 mV, 10 kOhm
Output	1 channel (via RCA) 200 to 3000 mV, 5 kOhm
Direction	Bidirectional (audio input and output connected via device)

Ordering information**DDN-2516-200N00 Recorder 16ch, no HDD**

High-resolution recorder for network surveillance systems.

Recorder 16ch w/o HDD

Order number **DDN-2516-200N00**

DDN-2516-200N08 Recorder 16ch, 8PoE, no HDD

High-resolution recorder for network surveillance systems.

Recorder 16ch w/o HDD 8PoE

Order number **DDN-2516-200N08**

DDN-2516-200N16 Recorder 16ch, 16PoE, no HDD

High-resolution recorder for network surveillance systems.

Recorder 16ch w/o HDD 16PoE

Order number **DDN-2516-200N16**

DDN-2516-212N00 Recorder 16ch 1x2TB

High-resolution recorder for network surveillance systems.

Recorder 16ch 1x2TB

Order number **DDN-2516-212N00**

DDN-2516-112D00 Recorder 16ch 1x2TB DVD

High-resolution recorder for network surveillance systems.

Recorder 16ch 1x2TB DVD

Order number **DDN-2516-112D00**

DDN-2516-212N08 Recorder 16ch 1x2TB 8PoE

Recorder 16ch 1x2TB 8PoE

High-resolution recorder for network surveillance systems.

Order number **DDN-2516-212N08**

DDN-2516-112D08 Recorder 16ch 1x2TB 8PoE DVD

High-resolution recorder for network surveillance systems.

Recorder 16ch 1x2TB 8PoE DVD

Order number **DDN-2516-112D08**

DDN-2516-212N16 Recorder 16ch 1x2TB 16PoE

High-resolution recorder for network surveillance systems.

Recorder 16ch 1x2TB 16PoE

Order number **DDN-2516-212N16**

DDN-2516-112D16 Recorder 16ch 1x2TB 16PoE DVD

High-resolution recorder for network surveillance systems.

Recorder 16ch 1x2TB 16PoE DVD

Order number **DDN-2516-112D16**

Accessories**DVR-XS200-A HDD expansion 2TB**

Storage expansion kit. 2 TB

Order number **DVR-XS200-A**

DVR-XS300-A HDD expansion 3TB

Storage expansion kit. 3 TB

Order number **DVR-XS300-A**

DVR-XS400-A HDD expansion 4TB

Storage expansion kit. 4 TB

Order number **DVR-XS400-A**

DVR-XS600-A HDD expansion 6TB

Storage expansion kit. 6 TB

Order number **DVR-XS600-A**

DVR-XS-DVD-B DVD writer expansion B

DVD writer Expansion kit B

Order number **DVR-XS-DVD-B**

Represented by:**Europe, Middle East, Africa:**

Bosch Security Systems B.V.
P.O. Box 80002
5600 JB Eindhoven, The Netherlands
Phone: + 31 40 2577 284
emea.securitysystems@bosch.com
emea.boschsecurity.com

Germany:

Bosch Sicherheitssysteme GmbH
Robert-Bosch-Ring 5
85630 Grasbrunn
Germany
www.boschsecurity.com

North America:

Bosch Security Systems, Inc.
130 Perinton Parkway
Fairport, New York, 14450, USA
Phone: +1 800 289 0096
Fax: +1 585 223 9180
onlinehelp@us.bosch.com
www.boschsecurity.us

Asia-Pacific:

Robert Bosch (SEA) Pte Ltd, Security Systems
11 Bishan Street 21
Singapore 573943
Phone: +65 6571 2808
Fax: +65 6571 2699
apr.securitysystems@bosch.com
www.boschsecurity.asia