

SCENE IR REMOTE CONTROL

LMRH-105

Provides wireless remote control of four preset scenes plus on and off

Component of Digital Lighting Management integrated control systems

Communicates with any IR-enabled DLM device



Push n' Learn for personalization

Wall mount bracket and mounting hardware included

Infrared (IR) wireless signal for control within a 32 foot range



Description

The LMRH-105 Scene IR Handheld Remote Control is a personal control device for convenient on/off and scene control. It is part of a Digital Lighting Management (DLM) system and controls loads connected to DLM room controllers by accessing four of the 16 scenes available in a DLM local network. It uses an infrared transceiver to communicate with a DLM system via any DLM IR-enabled devices.

Operation

The LMRH-105 operates on battery power. By default, it controls all loads on the DLM local network, and the scene buttons operate presets 1, 2, 3 and 4. The remote may be reconfigured to control different loads and different scenes. Users activate a scene by pressing one of the small scene buttons. Pressing the top of the large control paddle turns all of the lights on to their previous level. Pressing the bottom of the paddle turns lights off. Pressing and holding the top or bottom of the paddle raises or lowers the active scene. The LMRH-105 will work with any DLM local network, operating the scenes and loads it has been configured to control.

Features

- Provides remote IR scene control of lighting in a DLM system in conjunction with at least one dimming Room Controller
- Hidden configuration button for easy access to Push n' Learn
- Communicates with DLM local network through any DLM IR-enabled device
- Battery operated
- Includes wall mount holster and all necessary mounting hardware
- Controls four scenes plus on/off and raise/lower
- LEDs confirm button presses
- The product meets the materials restrictions of RoHS

Personalizing Scene Control

To assign a different lighting load, or loads, to the LMRH-105, users can access Push n' Learn via the hidden configuration button on the remote or using the wireless configuration tool. Scene assignments are changed using DIP switches located in the battery compartment. Preset scene levels are stored by the room controllers, and default levels are established by Plug n' Go. Scene 1 is 100%, scene 2 is 75%, scene 3 is 50% and scene 4 is 25%. Preset levels can be easily changed by adjusting lighting to the desired level, typically using LMDM-101 dimming switches assigned to control each channel, and pressing and holding a scene button on the LMRH-105 to memorize the new levels.

Applications

The LMRH-105 can be used anywhere that convenient dimming and scene control is desired. Conference rooms, training centers, lecture halls, and private offices are all ideal applications for this device.

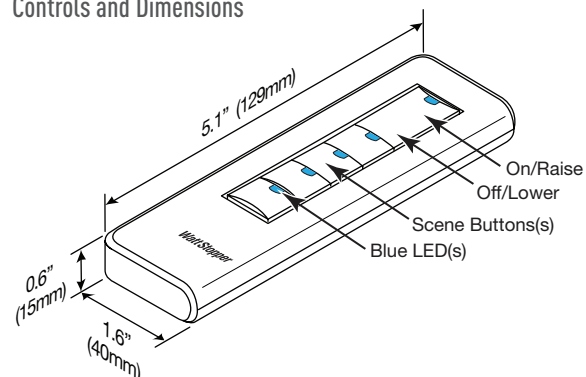
PROJECT	LOCATION/ TYPE

Specifications

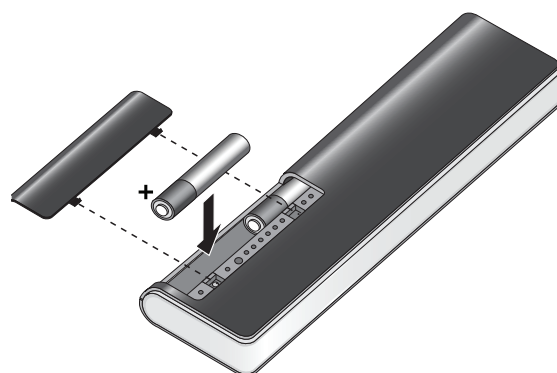
- Operates on 3 AAA 1.5 volt batteries (included)
- DLM local network connection: IR transceiver
 - Range of IR transmission: up to 32 ft. (10m)
 - Angle of IR reception: 30°
- 5 control buttons, each with LED indicator
- Hidden configuration button to access Push n' Learn
- Weight: approx. 3.2 oz. (91g), without mounting bracket
- Operating conditions: for indoor use only; 32-95°F (0-35°C); 5-95% RH, non-condensing
- FCC part 15 compliant
- Five year warranty

Controls & Dimensions

Controls and Dimensions

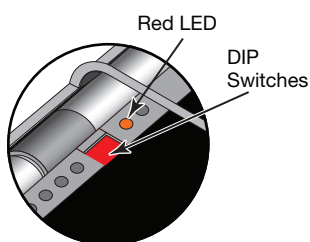


Inserting Batteries into the Remote Controls



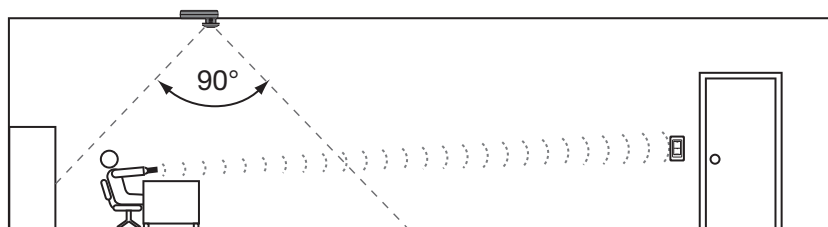
DIP Switch Settings for Selecting Controlled Scenes

Scenes	1-4	5-8	9-12	13-16
(default)	off off	off on	on off	on on
Setting				
Switch #	1 2	1 2	1 2	1 2



By default, the LMRH-105 controls DLM scenes 1-4. Users can select a different group of four scenes by resetting DIP switches located in the battery compartment.

IR Range



The LMRH-105 operates DLM lighting loads by transmitting IR signals to any DLM IR-enabled device within line of sight in a range of approximately 32 feet (10 meters).

Ordering Information

Catalog #	Description
<input type="checkbox"/> LMRH-105	5-Button IR Scene Remote Control